

NOTES ON THE 2004 HUSKIES ...

STARTERS GALORE: When redshirt-freshman tight end Robert Lewis earned his first career start in the Arizona game, he became the 23rd different Husky player to start on offense during the 2004 season. Washington started three different quarterbacks, three different tight ends, seven different wide receivers and offensive linemen, two fullbacks and one tailback. On the other side of the ball, things were only a bit more settled as 19 players started at least one game on defense. Add in the fact that a total of three players "started" at kicker and punter, and you could say that 45 different Huskies started a game in 2004 in a total of 24 positions. Only five players (plus punter Sean Douglas) started every game,

INJURY BUG: Washington had a nearly unprecedented number of players miss games during the 2004 season due to injury. In fact, all five of the Huskies' captains missed at least one game due to injury. Two of those – fullback Zach Tuiasosopo (broken leg) and tackle Khalif Barnes (broken wrist) – missed most the season. The two other senior captains have missed time as well. Receiver Charles Frederick sat out six games while cornerback Derrick Johnson missed one. The lone junior captain, linebacker Joe Lobendahn, sat out the Apple Cup due to an injury in the Cal game. Furthermore, five players that started on offense missed action due to injury (receivers Corey Williams and Quintin Daniels were out for most of the year while tight end Joe Toledo and quarterbacks Carl Bonnell and Isaiah Stanback missed games due to less severe injuries). Senior tight end Jon Lyon broke a bone in his hand during practice on Nov. 2, meaning he missed the last three games of the season. Also on offense, tight end Ben Bandel, who started seven games in 2003, saw his career come to an end due to injury. On the other side of the ball, two defensive linemen were out for a large portion of the year after having started the season: tackles Donny Mateaki and Dan Milsten. Additionally, end Mike Mapuolesega missed four games because of a knee problem.

TOUGH ON FOURTH DOWN: Somewhat remarkably, the Huskies did not allow an opponent to convert a fourth-down attempt all of the 2004 season. Washington's defense saw its opponents go for it on fourth down on 11 occasions during the season and did not allow a foe to get a first down in that situation. A fourth down attempt was tried in five of 11 games with no success. By contrast, the Huskies converted on fourth down on 10 of 24 tries in 2004, a percentage of .417. That's an even better mark than the Huskies' success on third-down conversion attempts (.313). The next best opponents' fourth-down conversion percentage in the conference .214 (3-for-14), by Arizona State.

PASS DEFENSE TOPS PAC-10: Washington finished the season rated No. 1 in the Pac-10 Conference in pass defense with 185.82 yards per game allowed. That number also ranked the Huskies No. 13 in NCAA Division I-A (Alabama led at 113.18 per game). The UW was one of only three teams in the Pac-10 allowing less than 200 passing yards per game. Oregon State (196.0) and USC (199.9) were the other two. The Huskies did not allow an opposing receiver to gain 100 yards in a game all season and held teams under 200 yards in six of 11 games. The last time that Washington held opponents to 200 or fewer yards per game in a season was 1993 (192.6).

PLAYING THE FRESHMEN: Washington's true freshmen were called in to action a fair amount in 2004. Two true freshmen saw action in all 11 games – defensive end Greyson Gunheim (started seven) and defensive tackle Jordan White-Frisbee (started eight), while inside linebacker Dan Howell played in 10 of 11, mostly on special teams, and started the WSU game at inside linebacker. Safety Darin Harris played in all but one game (all on special teams). More recently, two more first-year defensive linemen were called into action as tackle Erick Lobos saw extensive playing time in the last nine games. Defensive end Caesar Rayford was the last youngster to see action, playing for the first time vs. Oregon State (game six). True freshman outside linebacker Trenton Tuiasosopo played in two games early in the season (vs. UCLA and at Notre Dame), but injured a knee and redshirted the season. Additionally, numerous redshirt freshmen saw significant playing time: DT Wilson Afoa, QB Carl Bonnell, PK Michael Braunstein, WR Craig Chambers, CB/WR Cody Ellis, S Chris Hemphill, TE Robert Lewis, TB/KR Louis Rankin, WR Anthony Russo, OLB Kyle Trew and WR Bobby Whitthorne.

Game 1 – Fresno State at Husky Stadium; Sept. 5

Score	1	2	3	4	F	Attendance: 65,345
Fresno State	0	7	7	21	-	35
Washington	0	7	3	6	-	16

Scoring Summary

Second Quarter

12:59 WASH- Isaiah Stanback 8-yard run (Braunstein kick)
Drive: 9 plays, 87 yards, TOP 3:23

2:43 FSU- James Sanders 19 yd. interception return (Visintainer kick)

Third Quarter

11:17 FSU- Joe Fernandez 12-yard pass from Paul Pinegar
(Visintainer kick)

Drive: 10 plays, 80 yards, TOP 3:43

4:25 WASH- Michael Braunstein 25-yard field goal

Drive: 9 plays, 38 yards, TOP 3:14

Fourth Quarter

14:54 FSU- Brian Morris 18-yard fumble recovery

(Visintainer kick)

13:53 FSU- Dwayne Wright 28-yard run (Visintainer kick)

Drive: 2 plays, 29 yards, TOP 0:49

6:53 WASH- Kenny James 1-yard run

(Anthony Russo rush failed)

Drive: 9 plays, 80 yards, TOP 3:24

3:38 FSU- Richard Marshall 75-yard interception return

(Visintainer kick)

Team Statistics

Team Statistics	FSU	WASH
FIRST DOWNS	11	20
Rushing	4	8
Passing	6	9
Penalty	1	3
Rushing Attempts	35	41
Yards Gained Rushing	166	192
Yards Lost Rushing	29	22
NET YARDS RUSHING	137	170
NET YARDS PASSING	125	190
Passes Attempted	21	48
Passes Completed	13	21
Had Intercepted	1	4
TOTAL OFFENSIVE PLAYS	56	89
TOTAL NET YARDS	262	360
Average Gain Per Play	4.7	4.0
Fumbles: Number-Lost	1-1	1-1
Penalties: Number-Yards	12-102	6-54
Number of Punts-Yards	7-239	5-156
Average Per Punt	34.1	31.2
Punt Returns: Number-Yards	3-3	0-0
Kickoff Returns: Number-Yards	1-19	4-49
Interceptions: Number-Yards	4-128	1-15
Fumble Returns: Number-Yards	1-18	1-11
Miscellaneous Yards	0	0
Possession Time	28:04	31:56
Third-Down Conversions	5 of 13	7 of 21
Fourth-Down Conversions	0 of 0	2 of 5
Sacks By: Number-Yards	2-11	2-17

Washington

Rushing	No.	Net	TD	Lg	Avg
Kenny James	17	75	1	11	4.4
Zach Tuiasosopo	2	51	0	50	25.5
Carl Bonnell	4	24	0	16	6.0
Isaiah Stanback	7	15	1	8	2.1
James Sims	2	8	0	7	4.0
Shelton Sampson	1	5	0	5	5.0
Charles Frederick	2	-2	0	4	-1.0
Casey Paus	6	-6	0	4	-1.0
Totals	41	170	2	50	4.1

Passing	Att-Cmp-Int	Yds	TD	Long
Casey Paus	39-18-3	183	0	40
Isaiah Stanback	5-1-1	10	0	10
Carl Bonnell	4-2-0	-3	0	1
Totals	48-21-4	190	0	40

Receiving	No.	Yds	TD	Long
Charles Frederick	9	114	0	40
Zach Tuiasosopo	5	47	0	23
Quintin Daniels	2	15	0	8
Anthony Russo	2	9	0	8
Kenny James	1	7	0	7
James Sims	1	2	0	2
Shelton Sampson	1	-4	0	0
Totals	21	190	0	40

Punting	No.	Yds	Avg	Long
Sean Douglas	5	156	31.2	40

Defense	UT	AT	TOT	TFL	QBS
Joe Lobendahn	10	6	16	5/14	1-10
Evan Benjamin	6	5	11	2/3	0-0
Manase Hopoi	6	2	8	3/13	1-7
Dashon Goldson	1	4	5	0/0	0-0
Derrick Johnson	3	1	4	0/0	0-0

Fresno State

Rushing	No.	Net	TD	Lg	Avg
Dwayne Wright	24	109	1	28	4.5
Paul Pinegar	6	28	0	29	4.7
Bryson Sumlin	2	3	0	30	1.5
Nathan Adams	1	2	0	2	2.0
Team	2	-5	0	0	-2.5
Totals	35	137	1	29	3.9

Passing	Att-Cmp-Int	Yds	TD	Long
Paul Pinegar	21-13-1	125	1	43
Totals	21-13-1	125	1	43

Receiving	No.	Yds	TD	Long
Joe Fernandez	4	38	1	16
Matt Rivera	3	4	0	10
Jermaine Jamison	2	13	0	12
Paul Williams	1	43	0	43
Devyn McDonald	1	14	0	14
Bryson Sumlin	1	12	0	12
Adam Jennings	1	1	0	1
Totals	13	125	1	43

Punting	No.	Yds	Avg	Long
Mike Lingua	7	239	34.1	54

Defense	UT	AT	TOT	TFL	QBS
Richard Marshall	6	3	9	1/6	0/0
Claude Sanders	4	5	9	2/6	1/4
Tyrone Culver	3	5	8	1/0	0/0
James Sanders	3	4	7	2/8	1/7
Kyle Goodman	2	4	6	1/4	0/0

DAWGS

Game 2 – UCLA at Husky Stadium; Sept. 18

Score	1	2	3	4	F	Attendance: 65,235
UCLA	20	7	7	3	- 37	
Washington	24	0	7	0	- 31	

Scoring Summary

First Quarter

10:13	WASH- Anthony Russo 13-yard pass from Casey Paus (Braunstein kick)	0-7
	Drive: 12 plays, 80 yards, TOP 4:47	
9:10	UCLA- Maurice Drew 47-yard run (Medlock kick)	7-7
	Drive: 3 plays, 61 yards, TOP 1:03	
4:36	WASH- Charles Frederick 44-yard pass from Paus (Braunstein kick)	7-14
	Drive: 9 plays, 65 yards, TOP 4:41	
3:04	WASH- Michael Braunstein 29-yard field goal	7-17
	Drive: 5 plays, 21 yards, TOP 1:25	
2:43	WASH- Shelton Sampson 12-yard run (Braunstein kick)	7-24
	Drive: 1 play, 12 yards, TOP 0:06	
2:06	UCLA- Drew 62-yard run (Medlock kick failed)	13-24
	Drive: 2 plays, 81 yards, TOP 0:37	
0:09	UCLA- Drew 58-yard run (Medlock kick)	20-24
	Drive: 3 plays, 55 yards, TOP 0:51	

Second Quarter

4:16	UCLA- Drew 15-yard run (Medlock kick)	27-24
	Drive: 7 plays, 65 yards, TOP 3:01	

Third Quarter

11:10	UCLA- Drew 37-yard run (Medlock kick)	34-24
	Drive: 7 plays, 65 yards, TOP 3:50	
7:21	UW- James 1-yard run (Braunstein kick)	34-31
	Drive: 8 plays, 35 yards, TOP 3:49	

Fourth Quarter

10:35	UCLA- Medlock 20-yard field goal	37-31
	Drive: 16 plays, 82 yards, TOP 7:21	

Team Statistics

Team Statistics	UCLA	WASH
FIRST DOWNS	24	21
Rushing	16	12
Passing	7	8
Penalty	1	1
Rushing Attempts	54	45
Yards Gained Rushing	441	237
Yards Lost Rushing	17	18
NET YARDS RUSHING	424	219
NET YARDS PASSING	122	200
Passes Attempted	17	29
Passes Completed	12	13
Had Intercepted	1	0
TOTAL OFFENSIVE PLAYS	71	74
TOTAL NET YARDS	546	419
Average Gain Per Play	7.7	5.7
Fumbles: Number-Lost	3-2	2-0
Penalties: Number-Yards	6-40	6-70
Number of Punts-Yards	1-44	6-212
Average Per Punt	44.0	35.3
Punt Returns: Number-Yards	4-26	0-0
Kickoff Returns: Number-Yards	4-86	5-118
Interceptions: Number-Yards	0-0	1-19
Fumble Returns: Number-Yards	0-0	0-0
Miscellaneous Yards	0	0
Possession Time	30:12	29:48
Third-Down Conversions	10 of 14	7 of 17
Fourth-Down Conversions	0 of 2	2 of 2
Sacks By: Number-Yards	0-0	1-9

UCLA

Rushing	No.	Net	TD	Lg	Avg
Maurice Drew	26	322	5	62	12.4
Manuel White	22	84	0	24	3.8
Drew Olson	5	19	0	19	3.8
Team	1	-1	0	0	-1.0
Totals	54	424	5	62	7.9
Passing	Att-Cmp-Int	Yds	TD	Long	
Drew Olson	17-12-1	122	0	21	
Receiving	No.	Yds	TD	Long	
Craig Bragg	5	57	0	21	
Junior Taylor	4	41	0	18	
Marcedes Lewis	2	21	0	19	
Manuel White	1	3	0	3	
Totals	12	122	0	21	
Punting	No.	Yds	Avg	Long	
Chris Kluwe	1	44	44.0	44	
Defense	UT	AT	TOT	TFL	QBS
Spencer Havner	10	3	13	1	0/0
Jarrad Page	6	4	10	1	0/0
Chris Horton	4	4	8	1	0/0
Matthew Clark	4	1	5	0	0/0
Aa Whittington	4	0	4	0	0/0
Ben Emanuel II	3	1	4	0	0/0

Washington

Rushing	No.	Net	TD	Lg	Avg
Kenny James	27	133	1	15	4.9
Shelton Sampson	10	76	1	24	7.6
Casey Paus	6	5	0	6	0.8
Zach Tuasosopo	1	3	0	3	3.0
Jimmy Newell	1	2	0	2	2.0
Totals	45	219	2	50	4.9
Passing	Att-Cmp-Int	Yds	TD	Long	
Casey Paus	28-13-0	200	2	44	
Team	1-0-0	0	0	0	
Totals	29-13-0	200	2	44	
Receiving	No.	Yds	TD	Long	
Corey Williams	5	56	0	21	
Charles Frederick	4	100	1	44	
Jon Lyon	1	17	0	17	
Anthony Russo	1	13	1	13	
Joe Toledo	1	9	0	9	
Kenny James	1	5	0	5	
Totals	13	200	2	44	
Punting	No.	Yds	Avg	Long	
Sean Douglas	6	212	35.3	47	
Defense	UT	AT	TOT	TFL	QBS
Joe Lobendahn	8	7	15	0	0/0
Derrick Johnson	6	8	14	0	0/0
Evan Benjamin	2	8	10	0	0/0
Dashon Goldson	6	2	8	1	0/0
C.J. Wallace	4	3	7	0	0/0
Scott White	1	6	7	1	0/0
Manase Hopoi	1	4	5	2	1/9

Game 3 – Notre Dame at Notre Dame Stadium; Sept. 25

Score	1	2	3	4	F	Attendance: 80,795
Washington	0	3	0	0	3	
Notre Dame	21	10	0	7	38	

Scoring Summary

First Quarter

8:59	ND- Matt Shelton 24-yard pass from Brady Quinn (D.J. Fitzpatrick kick)	0-7
	Drive: 5 plays, 45 yards, TOP:1:37	
0:20	ND- Shelton 27-yard pass from Quinn (Fitzpatrick kick)	0-14
	Drive: 11 plays, 79 yards, TOP 3:40	
0:00	ND- Anthony Fasano 18-yard pass from Quinn (Fitzpatrick kick)	0-21
	Drive: 1 play, 18 yards, TOP: 0:30	

Second Quarter

11:53	WASH- Michael Braunstein 26-yard field goal	3-21
	Drive: 10 plays, 58 yards, TOP 3:07	
9:14	ND- Fasano 15-yard pass from Quinn (Fitzpatrick kick)	3-28
	Drive: 7 plays, 65 yards, TOP 2:39	
0:34	ND- Fitzpatrick 45-yard field goal	3-31
	Drive: 9 plays, 34 yards, TOP 1:33	

Fourth Quarter

12:19	WASH- Darius Walker 17-yard run (Fitzpatrick kick)	3-38
	Drive: 3 plays, 75 yards, TOP 1:18	

Team Statistics

	WASH	ND
FIRST DOWNS	20	22
Rushing	4	8
Passing	12	12
Penalty	4	2
Rushing Attempts	34	46
Yards Gained Rushing	3.3	3.2
Yards Lost Rushing	25	18
NET YARDS RUSHING	112	146
NET YARDS PASSING	223	266
Passes Attempted	44	32
Passes Completed	17	17
Had Intercepted	1	1
TOTAL OFFENSIVE PLAYS	78	78
TOTAL NET YARDS	335	412
Average Gain Per Play	4.3	5.3
Fumbles: Number-Lost	5-4	1-0
Penalties: Number-Yards	6-55	10-101
Number of Punts-Yards	7-284	8-360
Average Per Punt	40.6	45.0
Punt Returns: Number-Yards	4-10	2-20
Kickoff Returns: Number-Yards	7-125	1-17
Interceptions: Number-Yards	1-0	1-18
Fumble Returns: Number-Yards	0-0	1-4
Miscellaneous Yards	0	0
Possession Time	27:47	31:57
Third-Down Conversions	3 of 15	5 of 16
Fourth-Down Conversions	0 of 2	0 of 1
Sacks By: Number-Yards	0-0	0-0

Notre Dame

Rushing	No.	Net	TD	Lg	Avg
Darius Walker	23	81	1	17	3.5
Marcus Wilson	5	20	0	8	4.0
Jeff Jenkins	5	17	0	13	3.4
R. Powers-Neal	3	17	0	7	5.7
Justin Hoskins	4	16	0	6	4.0
Totals	46	146	1	17	3.2
Passing	Att-Cmp-Int	Yds	TD	Long	
Brady Quinn	32-17-1	266	4	53	
Receiving	No.	Yds	TD	Long	
Matt Shelton	4	74	2	27	
Rhema McKnight	3	68	0	53	
Jeff Samardzija	3	48	0	22	
Anthony Fasano	3	41	2	18	
Carlyle Holiday	2	21	0	14	
Totals	17	266	4	53	
Punting	No.	Yds	Avg	Long	
Geoffrey Price	1	38	38.0	38	
D.J. Fitzpatrick	7	322	46.0	54	
Defense	UT	AT	TOT	TFL	QBS
Dwight Ellick	5	2	7	0	0/0
Freddie Parrish IV	4	3	7	0	0/0
Mike Goolsby	3	4	7	0	0/0
Brandon Hoyte	5	1	6	0	0/0
Derek Curry	3	3	6	0	0/0

Washington

Rushing	No.	Net	TD	Lg	Avg
Kenny James	11	33	0	13	3.0
James Sims	4	30	0	14	7.5
Louis Rankin	5	25	0	9	5.0
Carl Bonnell	6	16	0	13	2.7
Zach Tuasosopo	2	8	0	2	4.0
Anthony Russo	1	7	0	7	7.0
Shelton Sampson	3	6	0	4	2.0
Casey Paus	2	-13	0	0	-6.5
Totals	34	112	0	14	3.3
Passing	Att-Cmp-Int	Yds	TD	Long	
Casey Paus	26-10-0	130	0	28	
Carl Bonnell	18-7-1	93	0	23	
Totals	44-17-1	223	0	28	
Receiving	No.	Yds	TD	Long	
Corey Williams	5	72	0	28	
Sonny Shackelford	3	38	0	17	
Bobby Whithorne	2	36	0	23	
Joe Toledo	2	27	0	22	
Kenny James	2	15	0	11	
Anthony Russo	1	13	0	13	
Quintin Daniels	1	11	0	11	
Charles Frederick	1	11	0	11	
Totals	17	223	0	28	
Punting	No.	Yds	Avg	Long	
Sean Douglas	7	284	40.6	58	
Defense	UT	AT	TOT	TFL	QBS
Scott White	4	5	9	1	0/0
Joe Lobendahn	3	6	9	0.5	0/0
Evan Benjamin	2	7	9	0	0/0
C.J. Wallace	4	3	7	0	0/0
Manase Hopoi	3	4	7	1.5	0/0

Game 4 – Stanford at Stanford Stadium; Oct. 2

Score	1	2	3	4	F	Attendance: 27,550
Washington	0	7	0	6	13	
Stanford	14	0	13	0	27	

Scoring Summary

First Quarter

2:10 STAN- J.R. Lemon 3-yard run (Michael Sgroi kick)
Drive: 13 plays, 93 yards, TOP 5:27

0:00 STAN- Lemon 58-yard run (Sgroi kick)
Drive: 2 plays, 63 yards, TOP 0:35

Second Quarter

5:01 WASH- Kenny James 1-yard run (Michael Braunstein kick)
Drive: 12 plays, 64 yards, TOP 4:37

Third Quarter

3:38 STAN- Lemon 1-yard run (Sgroi kick failed)
Drive: 10 plays, 92 yards, TOP 4:21

0:00 STAN- Nick Sanchez 11-yard blocked punt return (Sgroi kick)

Fourth Quarter

4:45 WASH- Sonny Shackelford 28-yard pass from Casey Paus (Braunstein kick failed)
Drive: 9 plays, 80 yards, TOP 3:02

WASH-STAN

0-7

0-14

7-14

7-20

7-27

13-27

Team Statistics

	WASH	STAN
FIRST DOWNS	16	15
Rushing	7	6
Passing	8	9
Penalty	1	0
Rushing Attempts	40	34
Yards Gained Rushing	129	236
Yards Lost Rushing	38	34
NET YARDS RUSHING	91	202
NET YARDS PASSING	211	254
Passes Attempted	17	23
Passes Completed	39	35
Had Intercepted	1	3
TOTAL OFFENSIVE PLAYS	79	69
TOTAL NET YARDS	302	456
Average Gain Per Play	5.4	7.3
Fumbles: Number-Lost	2-0	1-17
Penalties: Number-Yards	7-35	8-77
Number of Punts-Yards	10-386	4-153
Average Per Punt	38.6	38.2
Punt Returns: Number-Yards	0-0	7-72
Kickoff Returns: Number-Yards	3-50	2-50
Interceptions: Number-Yards	3-37	1-51
Fumble Returns: Number-Yards	0-0	0-0
Miscellaneous Yards	0	0
Possession Time	31:25	28:35
Third-Down Conversions	6 of 19	7 of 16
Fourth-Down Conversions	1 of 3	0 of 3
Sacks By: Number-Yards	3-17	3-30

Stanford

Rushing	No.	Net	TD	Lg	Avg
J.R. Lemon	19	162	8	58	8.5
Kenneth Tolon	4	36	0	44	9.0
David Marrero	1	7	0	7	7.0
Trent Edwards	6	0	0	7	0.0
Ray Jones	4	-3	0	5	-0.8
Totals	34	202	3	58	5.9

Passing	Att-Cmp-Int	Yds	TD	Long
Trent Edwards	33-23-3	254	0	44
Team	2-0-0	0	0	0
Totals	35-23-3	254	0	44

Receiving	No.	Yds	TD	Long
Mark Bradford	5	79	0	44
Alex Smith	4	46	0	16
J.R. Lemon	4	25	0	8
Evan Moore	3	68	0	28
Justin McCullum	2	13	0	7
Kenneth Tolon	2	12	0	7
Greg Camarillo	2	12	0	6
David Marrero	1	-1	0	0
Totals	23	254	0	44

Punting	No.	Yds	Avg	Long
Justin Ottovogio	4	153	38.2	59

Defense	UT	AT	TOT	TFL	QBS
Timi Wusu	6	3	9	1.5	1.5/5
David Bergeron	5	2	7	0	0/0
Jared Newberry	5	1	6	1.0	0/0
Jon Alston	3	3	6	1.0	1.0/22
Oshiomogbo Atogwe	2	3	5	1.0	0/0

Washington

Rushing	No.	Net	TD	Lg	Avg
Kenny James	15	40	1	14	2.7
James Sims	11	34	0	7	3.1
Louis Rankin	2	7	0	5	3.5
Carl Bonnell	9	6	0	11	0.7
Shelton Sampson	2	5	0	3	2.5
Casey Paus	1	-1	0	0	-1.0
Totals	40	91	1	14	2.3

Passing	Att-Cmp-Int	Yds	TD	Long
Carl Bonnell	25-9-1	118	0	45
Casey Paus	14-8-0	93	1	28
Totals	39-17-1	211	1	45

Receiving	No.	Yds	TD	Long
Sonny Shackelford	5	54	1	28
Jon Lyon	4	38	0	14
Quintin Daniels	3	64	0	45
Shelton Sampson	2	34	0	25
Bobby Whithorne	1	14	0	14
Kenny James	1	4	0	4
James Sims	1	3	0	3
Totals	17	211	1	45

Punting	No.	Yds	Avg	Long
Sean Douglas	8	372	46.5	55
Team	2	14	7.0	14
Totals	10	386	38.6	55

Defense	UT	AT	TOT	TFL	QBS
Scott White	13	2	15	3.0	1.0/5
Evan Benjamin	5	2	7	1.0	0/0
Joe Lobendahn	3	4	7	0	0/0
Derrick Johnson	4	1	5	0	0/0
Dashon Goldson	2	3	5	0	0/0

Game 5 – San Jose State at Husky Stadium; Oct. 9

Score	1	2	3	4	F	Attendance: 65,816
San Jose State	0	3	0	3	6	
Washington	7	0	7	7	21	

Scoring Summary

First Quarter

10:53 WASH- Carl Bonnell 1-yard run (Michael Braunstein kick)
Drive: 10 plays, 80 yards, TOP 4:07

Second Quarter

5:45 SJSU- Jeff Carr 32-yard field goal
Drive: 7 plays, 0 yards, TOP 3:25

Third Quarter

3:06 WASH- Kenny James 52-yard run (Braunstein kick)
Drive: 11 plays, 99 yards, TOP 4:12

Fourth Quarter

14:56 SJSU- Carr 28-yard field goal
Drive: 8 plays, 64 yards, TOP 3:10

10:30 WASH- James 18-yard run (Braunstein kick)
Drive: 8 plays, 61 yards, TOP 4:26

SJSU-WASH

0-7

3-7

3-14

6-14

6-21

Team Statistics

	SJSU	WASH
FIRST DOWNS	14	22
Rushing	10	16
Passing	1	4
Penalty	3	2
Rushing Attempts	42	53
Yards Gained Rushing	161	304
Yards Lost Rushing	50	45
NET YARDS RUSHING	111	259
NET YARDS PASSING	22	75
Passes Attempted	9	16
Passes Completed	7	7
Had Intercepted	0	2
TOTAL OFFENSIVE PLAYS	51	69
TOTAL NET YARDS	133	334
Average Gain Per Play	2.6	4.8
Fumbles: Number-Lost	2-0	1-0
Penalties: Number-Yards	6-39	6-62
Number of Punts-Yards	4-135	3-118
Average Per Punt	33.8	39.3
Punt Returns: Number-Yards	1-1	0-0
Kickoff Returns: Number-Yards	4-98	2-52
Interceptions: Number-Yards	2-40	0-0
Fumble Returns: Number-Yards	0-0	0-0
Miscellaneous Yards	0	0
Possession Time	28:35	31:25
Third-Down Conversions	1 of 10	8 of 14
Fourth-Down Conversions	0 of 2	0 of 1
Sacks By: Number-Yards	2-8	4-26

Washington

Rushing	No.	Net	TD	Lg	Avg
Kenny James	26	189	2	52	7.3
Carl Bonnell	9	58	1	18	6.4
James Sims	8	33	0	6	4.1
Casey Paus	5	10	0	10	2.0
Chris Singleton	1	0	0	0	0.0
Team	2	-15	0	0	-7.5
Shelton Sampson	2	-16	0	0	-8.0
Totals	53	259	3	52	4.9

Passing	Att-Cmp-Int	Yds	TD	Long
Casey Paus	9-5-0	55	0	21
Carl Bonnell	7-2-2	20	0	13
Totals	16-7-2	75	0	21

Receiving	No.	Yds	TD	Long
Joe Toledo	3	30	0	13
Sonny Shackelford	2	16	0	12
Charles Frederick	1	21	0	21
Quintin Daniels	1	8	0	8
Totals	7	75	0	21

Punting	No.	Yds	Avg	Long
Sean Douglas	3	118	39.3	46

Defense	UT	AT	TOT	TFL	QBS
Evan Benjamin	6	7	13	1	0/0
Scott White	5	6	11	3	2/12
C.J. Wallace	6	3	9	3	0/0
Joe Lobendahn	4	5	9	0	0/0
Manase Hopoi	4	2	6	5	2/14

San Jose State

Rushing	No.	Net	TD	Lg	Avg
Tyson Thompson	22	109	0	26	5.0
John Broussard	2	11	0	9	5.5
Lance Martin	2	10	0	6	5.0
Lamar Ferguson	5	-1	0	3	-0.2
James Jones	1	-7	0	0	-7.0
Dale Rogers	10	-11	0	13	-1.1
Totals	42	111	0	26	2.6

Passing	Att-Cmp-Int	Yds	TD	Long
Dale Rogers	9-7-0	22	0	22
James Jones	0-0-0	0	0	0
Totals	9-7-0	22	0	22

Receiving	No.	Yds	TD	Long
John Broussard	3	17	0	22
Lance Martin	1	9	0	9
James Jones	1	5	0	5
Tyson Thompson	1	-3	0	0
Lamar Ferguson	1	-6	0	0
Totals	7	22	0	22

Punting	No.	Yds	Avg	Long
Waylon Prather	4	135	33.8	43

Defense	UT	AT	TOT	TFL	QBS
Jamonte Cox	5	6	11	1	0/0
Bobby Godinez	5	6	11	1	0/0
Brian Nunez	4	5	9	1	0/0
Tony Ficklin	3	6	9	3	0/0
Ezekiel Staples	5	2	7	0	0/0

DAWGS

Game 6 – Oregon State at Husky Stadium; Oct. 16

Score	1	2	3	4	F	Attendance: 65,351
Oregon State	6	3	14	6	29	
Washington	0	7	7	0	14	

Scoring Summary

First Quarter

7:49	OSU- Alexis Serna 23-yard field goal	
	Drive: 14 plays, 62 yards, TOP 7:11	
4:45	OSU- Alexis Serna 36-yard field goal	
	Drive: 5 plays, 31 yards, TOP 2:14	

Second Quarter

11:02	WASH- Quintin Daniels 23-yard pass from Isaiah Stanback (Michael Braunstein kick)	
	Drive: 8 plays, 62 yards, TOP 3:41	
0:00	OSU- Alexis Serna 55-yard field goal	
	Drive: 8 plays, 32 yards, TOP 0:49	

Third Quarter

12:41	WASH- Joe Toledo 24-yard pass from Stanback (Braunstein kick)	
	Drive: 7 plays, 80 yards, TOP 2:19	
11:58	OSU- Dwight Wright 55-yard run (Serna kick)	
	Drive: 2 plays, 70 yards, TOP 0:43	
5:34	OSU- Marcel Love 11-yard pass from Derek Anderson (Serna kick)	
	Drive: 10 plays, 73 yards, TOP 5:08	

Fourth Quarter

6:50	OSU- Serna 31-yard field goal	
	Drive: 4 plays, -1 yard, TOP 1:35	
4:49	OSU- Serna 27-yard field goal	
	Drive: 4 plays, 7 yards, TOP 1:45	

Team Statistics

	OSU	WASH
FIRST DOWNS	21	18
Rushing	2	7
Passing	17	8
Penalty	2	3
Rushing Attempts	36	35
Yards Gained Rushing	129	153
Yards Lost Rushing	28	32
NET YARDS RUSHING	101	121
NET YARDS PASSING	286	224
Passes Attempted	40	36
Passes Completed	26	13
Had Intercepted	0	3
TOTAL OFFENSIVE PLAYS	76	71
TOTAL NET YARDS	387	345
Average Gain Per Play	5.1	4.9
Fumbles: Number-Lost	2-2	5-4
Penalties: Number-Yards	8-72	9-65
Number of Punts-Yards	5-162	3-137
Average Per Punt	32.4	45.7
Punt Returns: Number-Yards	3-0	3-23
Kickoff Returns: Number-Yards	3-47	3-54
Interceptions: Number-Yards	3-0	0-0
Fumble Returns: Number-Yards	0-0	0-0
Miscellaneous Yards	0	0
Possession Time	34:56	25:04
Third-Down Conversions	8 of 20	6 of 15
Fourth-Down Conversions	0 of 0	1 of 2
Sacks By: Number-Yards	2-17	2-12

Oregon State

Rushing	No.	Net	TD	Lg	Avg
Dwight Wright	22	99	1	55	4.5
Ryan Cole	10	10	0	6	1.0
Derek Anderson	4	-8	0	4	-2.0
Totals	36	101	1	55	2.8

Passing	Att-Cmp-Int	Yds	TD	Long
Derek Anderson	40-26-0	286	1	33

Receiving	No.	Yds	TD	Long
Mike Hass	8	98	0	17
Marcel Love	5	96	1	33
Anthony Wheat-Brown	3	34	0	25
Dwight Wright	3	22	0	11
Ryan Cole	3	18	0	13
Dan Haines	3	14	0	9
Pat Loney	1	4	0	4
Totals	26	286	1	33

Punting	No.	Yds	Avg	Long
Team	1	0	0.0	0
Sam Paulescu	4	162	40.5	43
Totals	5	162	32.4	43

Defense	UT	AT	TOT	TFL	QBS
Trent Bray	3	8	11	0	0/0
Bill Swancutt	8	1	9	3	2/17
Mitch Meeuwssen	5	3	8	0	0/0
Keith Ellison	4	3	7	0	0/0
Jonathon Pollard	1	5	6	3	0/0

Washington

Rushing	No.	Net	TD	Lg	Avg
Isaiah Stanback	12	51	0	26	4.3
Kenny James	9	34	0	21	3.8
Shelton Sampson	5	20	0	15	4.0
James Sims	7	13	0	8	1.9
Mark Palaita	1	3	0	3	3.0
Casey Paus	1	0	0	0	0.0
Totals	35	121	0	26	3.5

Passing	Att-Cmp-Int	Yds	TD	Long
Isaiah Stanback	29-11-1	219	2	52
Casey Paus	5-1-2	2	0	2
Kenny James	1-1-0	3	0	3
Team	1-0-0	0	0	0
Totals	36-13-3	224	2	52

Receiving	No.	Yds	TD	Long
Sonny Shackelford	2	88	0	52
Bobby Whithorne	2	40	0	21
Charles Frederick	2	7	0	5
Anthony Russo	1	27	0	27
Joe Toledo	1	24	1	24
Quintin Daniels	1	23	1	23
Shelton Sampson	1	16	0	16
Totals	13	224	2	52

Punting	No.	Yds	Avg	Long
Sean Douglas	3	137	45.7	49

Defense	UT	AT	TOT	TFL	QBS
Joe Lobendahn	5	8	13	4	0/0
Evan Benjamin	5	7	12	3	0/0
Scott White	2	7	9	3	1/5
Derrick Johnson	5	2	7	2	1/7
Dashon Goldson	3	3	6	0	0/0

Game 7 – USC at the Los Angeles Coliseum; Oct. 23

Score	1	2	3	4	F	Attendance: 72,855
Washington	0	0	0	0	0	
USC	0	10	21	7	38	

Scoring Summary

Second Quarter

11:45	USC- Ryan Killeen 29-yard field goal	
	Drive: 4 plays, -5 yards, TOP 2:11	
6:35	USC- Reggie Bush 15-yard pass from Matt Leinart (Killeen kick)	
	Drive: 8 plays, 83 yards, TOP 3:12	

Third Quarter

13:38	USC- LenDale White 3-yard run (Killeen kick)	
	Drive: 4 plays, 18 yards, TOP 1:17	
11:22	USC- Jason Mitchell 29-yard pass from Leinart (Killeen kick)	
	Drive: 4 plays, 52 yards, TOP 1:17	
1:38	USC- White 2-yard run (Killeen kick)	
	Drive: 12 plays, 62 yards, TOP 4:26	

Fourth Quarter

1:57	USC- Desmond Reed 28-yard run (Killeen kick)	
	Drive: 8 plays, 86 yards, TOP 3:47	

Team Statistics

	WASH	USC
FIRST DOWNS	6	28
Rushing	3	9
Passing	2	17
Penalty	1	2
Rushing Attempts	27	42
Yards Gained Rushing	81	222
Yards Lost Rushing	31	25
NET YARDS RUSHING	50	197
NET YARDS PASSING	63	256
Passes Attempted	7	28
Passes Completed	28	48
Had Intercepted	1	1
TOTAL OFFENSIVE PLAYS	55	90
TOTAL NET YARDS	113	453
Average Gain Per Play	2.1	5.0
Fumbles: Number-Lost	2-2	1-1
Penalties: Number-Yards	9-60	5-30
Number of Punts-Yards	10-429	3-145
Average Per Punt	42.9	48.3
Punt Returns: Number-Yards	0-0	2-31
Kickoff Returns: Number-Yards	1-12	0-0
Interceptions: Number-Yards	1-7	1-22
Fumble Returns: Number-Yards	0-0	1-12
Miscellaneous Yards	0	0
Possession Time	20:51	39:09
Third-Down Conversions	0 of 14	8 of 18
Fourth-Down Conversions	0 of 1	0 of 3
Sacks By: Number-Yards	3-12	1-6

Washington

Rushing	No.	Net	TD	Lg	Avg
Shelton Sampson	11	37	0	11	3.4
Kenny James	7	18	0	18	2.6
Isaiah Stanback	9	-5	0	8	-0.6
Totals	27	50	0	18	1.9

Passing	Att-Cmp-Int	Yds	TD	Long
Isaiah Stanback	16-3-0	27	0	11
Casey Paus	12-4-1	36	0	11
Totals	28-7-1	63	0	11

Receiving	No.	Yds	TD	Long
Bobby Whithorne	2	22	0	11
Joe Toledo	2	16	0	9
Anthony Russo	1	10	0	10
Robert Lewis	1	8	0	8
Jon Lyon	1	7	0	7
Totals	7	63	0	11

Punting	No.	Yds	Avg	Long
Sean Douglas	10	429	42.9	56

Defense	UT	AT	TOT	TFL	QBS
C.J. Wallace	6	2	8	1.0	0/0
Joe Lobendahn	4	4	8	1.0	0/0
Scott White	6	1	7	0	0/0
Manase Hopoi	6	0	6	3.0	12
Dashon Goldson	5	1	6	0	0/0

USC

Rushing	No.	Net	TD	Lg	Avg
LenDale White	17	93	2	23	5.5
Reggie Bush	13	55	0	15	4.2
Desmond Reed	1	28	1	28	28.0
Matt Cassel	2	12	0	8	6.0
Herschel Dennis	4	12	0	9	3.0
John Griffin	2	9	0	7	4.5
Matt Leinart	3	12	0	0	-4.0
Totals	42	197	3	28	4.7

Passing	Att-Cmp-Int	Yds	TD	Long
Matt Leinart	43-24-1	217	2	29
Matt Cassel	5-4-0	39	0	22
Totals	48-28-1	256	2	29

Receiving	No.	Yds	TD	Long
Reggie Bush	6	41	1	15
Dominique Byrd	5	57	0	16
Dwayne Jarrett	5	31	0	11
Chris McFoy	2	26	0	18
LenDale White	2	18	0	11
Jason Mitchell	1	29	1	29
John Walker	1	22	0	22
Jody Adewale	1	16	0	16
Fred Davis	1	9	0	9
David Kirtman	1	9	0	9
Desmond Reed	1	2	0	2
William Buchanan	1	-1	0	0
Alex Holmes	1	-3	0	0
Totals	28	256	2	29

Punting	No.	Yds	Avg	Long
Tom Malone	3	145	48.3	54

Defense	UT	AT	TOT	TFL	QBS
Matt Grootegoed	3	2	5	2.0	0/0
Keith Rivers	2	2	4	0	0/0
Shaun Cody	2	2	4	0.5	0/0
Lofa Tatupu	1	3	4	0	0/0
Frostee Rucker	2	1	3	2.0	0/0

Game 8 – Oregon at Autzen Stadium; Oct. 30

Score	1	2	3	4	F	Attendance: 58,101
Washington	3	0	3	0	6	
Oregon	7	10	0	14	31	

Scoring Summary

First Quarter

8:05	ORE-	Cameron Colvin 16-yard pass from Kellen Clemens (Jared Siegel kick)	
		Drive: 14 plays, 80 yards, TOP 6:55	0-7
1:53	WASH-	Evan Knudson 41-yard field goal	
		Drive: 4 plays, 2 yards, TOP 1:36	3-7

Second Quarter

12:11	ORE-	Siegel 46-yard field goal	
		Drive: 12 plays, 54 yards, TOP 4:42	3-10
0:15	ORE-	Colvin 7-yard pass from Clemens (Siegel kick)	
		Drive: 10 plays, 65 yards, TOP 2:17	3-17

Third Quarter

9:32	WASH-	Knudson 37-yard field goal	
		Drive: 14 plays, 54 yards, TOP 5:28	6-17

Fourth Quarter

4:12	ORE-	Chris Solomona 10-yard interception run (Siegel kick)	
			6-24
2:36	ORE-	Terrence Whitehead 30-yard run (Siegel kick)	
		Drive: 2 plays, 40 yards, TOP 1:03	6-31

Team Statistics

Team Statistics	WASH	ORE
FIRST DOWNS	14	22
Rushing	4	11
Passing	10	7
Penalty	0	4
Rushing Attempts	30	41
Yards Gained Rushing	74	175
Yards Lost Rushing	29	17
NET YARDS RUSHING	45	158
NET YARDS PASSING	211	134
Passes Attempted	36	35
Passes Completed	14	21
Had Intercepted	4	1
TOTAL OFFENSIVE PLAYS	66	76
TOTAL NET YARDS	256	292
Average Gain Per Play	3.9	3.8
Fumbles: Number-Lost	4-3	1-1
Penalties: Number-Yards	7-70	5-52
Number of Punts-Yards	6-257	8-306
Average Per Punt	42.8	38.3
Punt Returns: Number-Yards	3-18	3-27
Kickoff Returns: Number-Yards	6-129	1-2
Interceptions: Number-Yards	1-0	4-28
Fumble Returns: Number-Yards	0-0	0-0
Miscellaneous Yards	0	0
Possession Time	23:23	36:37
Third-Down Conversions	5 of 15	9 of 19
Fourth-Down Conversions	0 of 1	0 of 0
Sacks By: Number-Yards	4-16	2-10

Washington

Rushing	No.	Net	TD	Lg	Avg
Shelton Sampson	8	29	0	18	3.6
Kenny James	14	12	0	13	0.9
James Sims	2	2	0	2	1.0
Casey Paus	6	2	0	4	0.3
Totals	30	45	0	18	1.5

Passing	Att-Cmp-Int	Yds	TD	Long
Casey Paus	36-14-4	211	0	34

Receiving	No.	Yds	TD	Long
Craig Chambers	4	106	0	34
Bobby Whithorne	4	35	0	14
Anthony Russo	3	50	0	29
Joe Toledo	1	9	0	9
Sonny Shackelford	1	6	0	6
Cody Ellis	1	5	0	5
Totals	14	211	0	34

Punting	No.	Yds	Avg	Long
Sean Douglas	6	257	42.8	49

Defense	UT	AT	TOT	TFL	QBS
Joe Lobendahn	8	4	12	1	0/0
Scott White	7	4	11	2	1.0/8
Evan Benjamin	4	5	9	2	1.5/4
Manase Hopoi	5	2	7	2	1.0/3
C.J. Wallace	4	3	7	0	0/0

Oregon

Rushing	No.	Net	TD	Lg	Avg
Terrence Whitehead	25	122	1	30	4.9
Kellen Clemens	9	22	0	17	2.4
Ken Washington	4	8	0	4	2.0
Ryan Shaw	2	3	0	2	1.5
Dante Rosario	1	3	0	3	3.0
Totals	41	158	1	30	3.9

Passing	Att-Cmp-Int	Yds	TD	Long
Kellen Clemens	34-21-1	134	2	16
Garren Strong	1-0-0	0	0	0
Totals	35-21-1	134	2	16

Receiving	No.	Yds	TD	Long
Tim Day	6	46	0	12
Cameron Colvin	6	45	2	16
Terrence Whitehead	4	21	0	13
Garren Strong	2	15	0	10
Demetrius Williams	1	7	0	7
Ryan Shaw	1	2	0	2
Dante Rosario	1	-2	0	0
Totals	21	134	2	16

Punting	No.	Yds	Avg	Long
David Dittman	8	306	38.3	52

Defense	UT	AT	TOT	TFL	QBS
Devan Long	5	3	8	3	1.0/6
J.D. Nelson	4	2	6	0	0/0
Jerry Matson	4	2	6	3	0/0
Haloti Ngata	3	1	4	1	1.0/4
Anthony Trucks	2	2	4	0	0/0

Game 9 – Arizona at Husky Stadium; Nov. 6

Score	1	2	3	4	F	Attendance: 63,225
Arizona	9	0	14	0	23	
Washington	10	3	0	0	13	

Scoring Summary

First Quarter

12:34	ARIZ-	Mike Bell 1 yard run (Nick Folk kick)	
		Drive: 4 plays 64 yards, TOP 1:27	7-0
11:36	ARIZ-	Team safety	
			9-0
6:57	WASH-	Shelton Sampson (Evan Knudson kick)	
		Drive: 6 plays, 68 yards, TOP 1:32	9-7
0:33	WASH-	Evan Knudson 42-yard field goal	
		Drive: 9 plays, 16 yards, TOP 5:07	9-10

Second Quarter

12:05	WASH-	Knudson 34-yard field goal	
		Drive: 7 plays, 20 yards, TOP 3:21	9-13

Third Quarter

3:58	ARIZ-	Wilrey Fontenot 33-yard fumble recovery (Folk kick)	
			16-13
0:32	ARIZ-	Bell 13-yard run (Folk kick)	
		Drive: 3 plays, 40 yards, TOP 0:23	23-13

Team Statistics

Team Statistics	WASH	ORE
FIRST DOWNS	14	22
Rushing	4	11
Passing	10	7
Penalty	0	4
Rushing Attempts	30	41
Yards Gained Rushing	74	175
Yards Lost Rushing	29	17
NET YARDS RUSHING	45	158
NET YARDS PASSING	211	134
Passes Attempted	36	35
Passes Completed	14	21
Had Intercepted	4	1
TOTAL OFFENSIVE PLAYS	66	76
TOTAL NET YARDS	256	292
Average Gain Per Play	3.9	3.8
Fumbles: Number-Lost	4-3	1-1
Penalties: Number-Yards	7-70	5-52
Number of Punts-Yards	6-257	8-306
Average Per Punt	42.8	38.3
Punt Returns: Number-Yards	3-18	3-27
Kickoff Returns: Number-Yards	6-129	1-2
Interceptions: Number-Yards	1-0	4-28
Fumble Returns: Number-Yards	0-0	0-0
Miscellaneous Yards	0	0
Possession Time	23:23	36:37
Third-Down Conversions	5 of 15	9 of 19
Fourth-Down Conversions	0 of 1	0 of 0
Sacks By: Number-Yards	4-16	2-10

Washington

ARIZ- WASH

Rushing	No.	Net	TD	Lg	Avg
Kenny James	19	64	0	10	3.4
Shelton Sampson	7	29	1	8	4.1
Sean Douglas	1	28	0	28	28.0
Isaiah Stanback	4	8	0	7	2.0
Louis Rankin	1	3	0	3	3.0
Team	1	-1	0	0	-1.0
Sonny Shackelford	1	-7	0	0	-7.0
Casey Paus	5	-24	0	6	-4.8
Totals	39	100	1	28	2.6

Passing	Att-Cmp-Int	Yds	TD	Long
Casey Paus	37-13-1	164	0	57
Isaiah Stanback	10-3-1	33	0	17
Totals	47-16-2	197	0	57

Receiving	No.	Yds	TD	Long
Joe Toledo	6	62	0	15
Bobby Whithorne	3	33	0	13
Craig Chambers	3	13	0	7
Kenny James	2	25	0	17
Shelton Sampson	1	57	0	57
Sonny Shackelford	1	7	0	7
Totals	16	197	0	57

Punting	No.	Yds	Avg	Long
Team	2	20	10.0	20
Sean Douglas	6	288	48.0	55
Totals	8	308	38.5	55

Defense	UT	AT	TOT	TFL	QBS
Evan Benjamin	7	5	12	1	1/10
Scott White	3	4	7	0	0/0
Joe Lobendahn	2	4	6	3	0/0
Dashon Goldson	3	2	5	0	0/0
Derrick Johnson	3	2	5	0	0/0

Arizona

Rushing	No.	Net	TD	Lg	Avg
Mike Bell	24	82	2	13	3.4
Chris Henry	10	13	0	11	1.3
BJ Dennard	1	6	0	6	6.0
Team	2	-4	0	0	-2.0
Richard Kovalcheck	1	-10	0	0	-10.0
Totals	38	87	2	13	2.3

Passing	Att-Cmp-Int	Yds	TD	Long
Richard Kovalcheck	25-11-0	164	0	50

Receiving	No.	Yds	TD	Long
Steve Fleming	3	51	0	25
Ricky Williams	3	38	0	27
Sydrick Steptoe	2	45	0	50
Clarence McRae	1	15	0	15
Mike Bell	1	11	0	11
Brad Wood	1	4	0	4
Totals	11	164	0	50

Punting	No.	Yds	Avg	Long
Danny Baugher	10	392	39.2	53

Defense	UT	AT	TOT	TFL	QBS
Antoine Cason	7	2	9	2	0/0
Dane Krogstad	5	2	7	1	0/0
Patrick Howard	1	6	7	1	1/3
Lamon Means	5	0	5	1	0/0
Carlos Williams	3	2	5	1	1/5

DAWGS

Game 10 – California at Husky Stadium; Nov. 13

Score	1	2	3	4	F	Attendance: 63,451
California	0	7	21	14	42	
Washington	3	3	6	0	12	

Scoring Summary

First Quarter

2:02	UW- Evan Knudson 36-yard field goal	
	Drive: 12 plays, 76 yards, TOP 4:53	0-3

Second Quarter

1:09	CAL- Marshawn Lynch 29-yard pass from Aaron Rodgers (Tom Schneider kick)	
	Drive: 6 plays, 80 yards, TOP 1:49	7-3
0:02	UW- Evan Knudson 26-yard field goal	
	Drive: 9 plays, 40 yards, TOP 1:07	7-6

Third Quarter

13:23	CAL- Justin Forsett recovered blocked punt in endzone (Schneider kick)	
10:28	UW- Craig Chambers 77-yard pass from Casey Paus (Knudson kick failed)	
	Drive: 5 plays, 87 yards, TOP 2:55	14-12
2:13	CAL- Lynch 32-yard run (Schneider kick)	
	Drive: 5 plays, 84 yards, TOP 2:23	21-12
1:09	CAL- JJ Arrington 5-yard run (Schneider kick)	
	Drive: 2 plays, 8 yards, TOP 0:41	28-12

Fourth Quarter

10:46	CAL- Garrett Cross 13-yard pass from Rodgers (Schneider kick)	
	Drive: 8 plays, 71 yards, TOP 4:02	35-12
3:31	CAL- Lynch 70-yard run (Schneider kick)	
	Drive: 3 plays, 74 yards, TOP 1:14	

Team Statistics

Team Statistics	CAL	WASH
FIRST DOWNS	22	19
Rushing	12	3
Passing	10	14
Penalty	0	2
Rushing Attempts	44	33
Yards Gained Rushing	330	112
Yards Lost Rushing	26	28
NET YARDS RUSHING	304	84
NET YARDS PASSING	175	328
Passes Attempted	24	44
Passes Completed	13	20
Had Intercepted	2	3
TOTAL OFFENSIVE PLAYS	68	77
TOTAL NET YARDS	479	412
Average Gain Per Play	7.0	5.4
Fumbles: Number-Lost	0-0	3-1
Penalties: Number-Yards	6-55	5-35
Number of Punts-Yards	4-188	4-145
Average Per Punt	47.0	36.3
Punt Returns: Number-Yards	1-9	0-0
Kickoff Returns: Number-Yards	2-51	6-102
Interceptions: Number-Yards	3-58	2-3
Fumble Returns: Number-Yards	0-0	0-0
Miscellaneous Yards	0	0
Possession Time	30:54	29:06
Third-Down Conversions	7 of 12	8 of 17
Fourth-Down Conversions	0 of 0	1 of 2
Sacks By: Number-Yards	2-22	4-22

Washington

Rushing	No.	Net	TD	Lg	Avg
Kenny James	23	96	0	33	4.2
James Sims	2	7	0	5	3.5
Louis Rankin	1	0	0	0	0.0
Shelton Sampson	2	-2	0	0	-1.0
Casey Paus	5	-17	0	4	-3.4
Totals	33	84	0	33	2.5
Passing	Att-Cmp-Int	Yds	TD	Long	
Casey Paus	44-20-3	328	1	77	
Receiving	No.	Yds	TD	Long	
Craig Chambers	8	189	1	77	
Sonny Shackelford	5	79	0	34	
Bobby Whithorne	3	30	0	13	
Robert Lewis	3	20	0	12	
Joe Toledo	1	10	0	10	
Totals	20	328	1	77	
Punting	No.	Yds	Avg	Long	
Sean Douglas	3	145	48.3	59	
Team	1	0	0.0		
0	Totals	4	145	36.3	

Defense	UT	AT	TOT	TFL	QBS
Dashon Goldson	2	8	10	1	0/0
CJ Wallace	4	5	9	0	0/0
Evan Benjamin	4	3	7	1	0/0
Tim Galloway	2	5	7	0	0/0
Joe Lobendahn	3	2	5	2	2/10
Totals	44	304	3	70	6.9

Passing	Att-Cmp-Int	Yds	TD	Long
Aaron Rodgers	23-12-2	161	2	29
Marshawn Lynch	1-1-0	14	0	14
Totals	24-13-2	1175	2	29

Receiving	No.	Yds	TD	Long
Geoff McArthur	6	73	0	23
Robert Jordan	3	38	0	15
Garrett Cross	2	28	1	15
Marshawn Lynch	1	29	1	29
JJ Arrington	1	7	0	
7				
29				
Totals	13	175	2	

Punting	No.	Yds	Avg	Long
David Lonie	4	188	47.0	57

Defense	UT	AT	TOT	TFL	QBS
Wendell Hunter	6	4	10	0	0/0
Matt Giordano	2	5	7	0	0/0
Tim Mixon	5	0	5	0	0/0
Ryan Gutierrez	3	2	5	0	0/0

Game 11 – Washington State at Martin Stadium; Nov. 20

Score	1	2	3	4	F	Attendance: 34,334
Washington	10	0	7	8	-	25
Washington State	14	7	7	0	-	28

Scoring Summary

First Quarter

13:24	WASH - Evan Knudson 19-yard field goal	
	Drive: 4 plays, 9 yards, TOP: 1:29	3-0

07:40	WSU - Troy Bienemann 6-yard pass from Brink (Langley kick)	
	Drive: 5 plays, 47 yards, TOP: 1:19	3-7

04:56	WASH - Joe Toledo 4-yard pass from Paus (Knudson kick)	
	Drive: 7 plays, 46 yards, TOP: 2:44	10-7

02:07	WSU - Alex Brink 1-yard run (Langley kick)	
	Drive: 8 plays, 82 yards, TOP: 2:49	10-14

Second Quarter

04:07	WSU- Will Derting 0-yard fumble recovery (Langley kick)	
		10-21

Third Quarter

09:56	WSU - Jason Hill 22-yard pass from Brink (Langley kick)	
	Drive: 5 plays, 78 yards, TOP: 2:11	10-28

04:26	WASH - Isaiah Stanback 1-yard run (Knudson kick)	
	Drive: 4 plays, 51 yards, TOP: 1:46	17-28

Fourth Quarter

04:04	UW - Craig Chambers 39-yard pass from Stanback (Craig Chambers pass from Stanback)	
	Drive: 1 play, 39 yards, TOP: 0:08	25-28

Team Statistics

	WASH	WSU
FIRST DOWNS	15	17
Rushing	3	5
Passing	9	12
Penalty	3	0
Rushing Attempts	37	44
Yards Gained Rushing	121	180
Yards Lost Rushing	50	27
NET YARDS RUSHING	71	153
NET YARDS PASSING	177	240
Passes Attempted	34	24
Passes Completed	16	15
Had Intercepted	3	0
TOTAL OFFENSIVE PLAYS	71	68
TOTAL NET YARDS	248	393
Average Gain Per Play	3.5	5.8
Fumbles: Number-Lost	3-1	3-2
Penalties: Number-Yards	7-64	11-130
Number of Punts-Yards	6-284	7-305
Average Per Punt	47.3	43.6
Punt Returns: Number-Yards	6-45	2-5
Kickoff Returns: Number-Yards	4-75	4-61
Interceptions: Number-Yards	0-0	0-0
Fumble Returns: Number-Yards	0-0	1-0
Miscellaneous Yards	0	0
Possession Time	29:33	30:27
Third-Down Conversions	5 of 17	6 of 14
Fourth-Down Conversions	1 of 1	0 of 0
Sacks By: Number-Yards	3-18	4-47

Washington

Rushing	No.	Net	TD	Lg	Avg
James Sims	23	85	0	11	3.7
Kenny James	4	8	0	3	2.0
Isaiah Stanback	9	-3	1	9	-0.3
Casey Paus	1	-19	0	0	-19.0
Totals	37	71	1	11	11.9

Passing	Att-Cmp-Int	Yds	TD	Long
Casey Paus	24-10-3	74	1	16
Isaiah Stanback	8-5-0	100	1	42
Sean Douglas	1-1-0	3	0	3
Sonny Shackelford	1-0-0	0	0	0
Totals	34-16-3	177	2	42

Receiving	No.	Yds	TD	Long
Craig Chambers	4	100	1	42
James Sims	3	23	0	
7				
9				
11				

Anthony Russo	2	17	0	
Joe Toledo	2	15	1	
11				
Sonny Shackelford	2	10	0	5
Bobby Whithorne	1	5	0	5
Robert Lewis	1	4	0	4
Greyson Gunheim	1	3	0	3
Totals	16	177	2	42

Punting	No.	Yds	Avg	Long
Sean Douglas	6	284	47.3	78

Defense	UT	AT	TOT	TFL	QBS
Tim Galloway	6	6	12	1	0-0
C.J. Wallace	7	3	10	1	0-0
Evan Benjamin	4	6	10	1	0-0
Dashon Goldson	4	4	8	0	0-0
Manase Hopoi	4	1	5	0	0-0

Washington State

Rushing	No.	Net	TD	Lg	Avg
Jerome Harrison	29	150	0	21	5.2
Allen Thompson	6	20	0	9	3.3
Team	2	-2	0	0	-1.0
Alex Brink	7	-15	1	1	-2.1
Totals	44	153	1	21	3.5

Passing	Att-Cmp-Int	Yds	TD	Long
Alex Brink	24-15-0	240	2	41

Receiving	No.	Yds	TD	Long
Jason Hill	4	78	1	41
Michael Bumpus	4	51	0	25
Troy Beinimann	4	38	1	16
Chris Jordan	3	73	0	33
Totals	15	240	2	41

Punting	No.	Yds	Avg	Long
Kyle Basler	7	305	43.6	55

Defense	UT	AT	TOT	TFL	QBS
Scott Darvis	7	3	10	1	1-19
Will Derting	6	3	9	2	0-0
Pat Bennett	5	2	7	0	0-0
Steve Cook	4	1	5	0.5	0-0
Hamza Abdullah	3	1	4	1	0-0

2004 Washington Football Statistics

(Overall: 1-10, Pac-10: 0-8, Home: 1-5, Away: 0-5)

2004 Washington Results (1-10)			UW	OPP	ATT
Sept. 5	FRESNO STATE		16	35	65,345
Sept. 18	UCLA*		31	37	65,235
Sept. 25	at Notre Dame		3	3	80,795
Oct. 2	at Stanford*		13	27	27,550
Oct. 9	SAN JOSE STATE		21	6	65,816
Oct. 16	OREGON STATE*		14	29	65,351
Oct. 23	at USC*		0	38	72,855
Oct. 30	at Oregon*		6	31	58,101
Nov. 6	ARIZONA*		13	23	63,225
Nov. 13	CALIFORNIA*		12	42	63,451
Nov. 20	at Washington State*		25	28	34,334

* Indicates conference game

TEAM STATISTICS

	WASH	OPP
SCORING	154	334
Points Per Game	14.0	30.4
FIRST DOWNS	188	209
Rushing	74	89
Passing	92	105
Penalty	22	15
RUSHING YARDAGE	1322	2020
Yards gained rushing	1688	2320
Yards lost rushing	366	300
Rushing Attempts	414	456
Average Per Rush	3.2	4.4
Average Per Game	120.2	183.6
TDs Rushing	10	21
PASSING YARDAGE	2099	2044
Att-Comp-Int.	401-161-24	310-186-10
Average Per Pass	5.2	6.6
Average Per Catch	13.0	11.0
Average Per Game	190.8	185.8
TDs Passing	8	14
TOTAL OFFENSE	3421	4064
Total Plays	815	766
Average Per Play	4.2	5.3
Average Per Game	311.0	369.5
KICK RETURNS: #-YARDS	44-822	26-542
PUNT RETURNS: #-YARDS	18-96	33-237
INT RETURNS: #-YARDS	10-81	24-380
KICK RETURN AVERAGE	18.7	20.8
PUNT RETURN AVERAGE	5.3	7.2
INT RETURN AVERAGE	8.1	15.8
FUMBLES-LOST	30-18	18-13
PENALTIES-YARDS	76-625	81-734
Average Per Game	56.8	66.7
PUNTS-YARDS	68-2716	61-2429
Average Per Punt	39.9	39.8
Net punt average	36.5	38.2
TIME OF POSSESSION/GAME	28:27	31:33
3RD-DOWN CONVERSIONS	57/182	69/166
3rd-Down Pct.	31%	42%
4TH-DOWN CONVERSIONS	10/24	0/11
4th-Down Pct.	42%	0%
SACKS BY-YARDS	27-159	23-186
MISC YARDS	11	67
TOUCHDOWNS SCORED	18	43
FIELD GOALS-ATTEMPTS	10-17	11-16
PAT-ATTEMPTS	14-16	41-43
ATTENDANCE	388423	273635
Games/Avg Per Game	6/64737	5/54727
Neutral Site Games	0	0

BY QUARTER	1st	2nd	3rd	4th	OT	Total
Washington	57	30	40	27	-	154
Opponents	91	64	104	75	-	334

RUSHING	G	TC	YG	YL	NET	AVG	TD	LG	AVG/G
James, Kenny	11	172	745	43	702	4.1	5	52	63.8
Sims, James	11	59	218	6	212	3.6	0	14	19.3
Sampson, Shelton	11	51	215	26	189	3.7	2	24	17.2
Bonnell, Carl	4	28	149	45	104	3.7	1	18	26.0
Stanback, Isaiah	7	41	151	85	66	1.6	2	26	9.4
Tuiasosopo, Zach	3	5	62	0	62	12.4	0	50	20.7
Rankin, Louis	8	9	39	4	35	3.9	0	9	4.4
Douglas, Sean	11	1	28	0	28	28.0	0	28	2.5
Russo, Anthony	10	1	7	0	7	7.0	0	7	0.7
Palaita, Mark	7	1	3	0	3	3.0	0	3	0.4
Newell, Jimmy	11	1	2	0	2	2.0	0	2	0.2
Singleton, Chris	3	1	0	0	0	0.0	0	0	0.0
Frederick, Charles	5	2	4	6	-2	-1.0	0	4	-0.4
Shackelford, Sonny	11	1	0	7	-7	-7.0	0	0	-0.6
TEAM	8	3	0	16	-16	-5.3	0	0	-2.0
Paus, Casey	11	38	65	128	-63	-1.7	0	10	-5.7
Total	11	414	1688	366	1322	3.2	10	52	120.2
Opponents	11	456	2320	300	2020	4.4	21	70	183.6

RECEIVING	G	No.	Yds	Avg	TD	Long	AVG/G
Shackelford, Sonny	11	21	298	14.2	1	52	27.1
Chambers, Craig	5	19	408	21.5	2	77	81.6
Toledo, Joe	10	19	202	10.6	2	24	20.2
Whithorne, Bobby	11	18	215	11.9	0	23	19.5
Frederick, Charles	5	17	253	14.9	1	44	50.6
Russo, Anthony	10	11	139	12.6	1	29	13.9
Williams, Corey	4	10	128	12.8	0	28	32.0
Daniels, Quintin	6	8	121	15.1	1	45	20.2
James, Kenny	11	8	52	6.5	0	17	4.7
Lyon, Jon	8	6	62	10.3	0	17	7.8
Sims, James	11	6	28	4.7	0	7	2.5
Sampson, Shelton	11	5	103	20.6	0	57	9.4
Tuiasosopo, Zach	3	5	47	9.4	0	23	15.7
Lewis, Robert	9	5	32	6.4	0	12	3.6
Ellis, Cody	11	1	5	5.0	0	5	0.5
Stanback, Isaiah	7	1	3	3.0	0	3	0.4
Gunheim, Greyson	11	1	3	3.0	0	3	0.3
Total	11	161	2099	13.0	8	77	190.8
Opponents	11	186	2044	11.0	14	53	185.8

PUNT RETURNS	No.	Yds	Avg	TD	Long
Russo, Anthony	8	27	3.4	0	11
Shackelford, Sonny	7	46	6.6	0	11
Frederick, Charles	2	11	5.5	0	6
Galloway, Tim	1	12	12.0	0	0
Total	18	96	5.3	0	11
Opponents	33	237	7.2	2	30

INTERCEPTIONS	No.	Yds	Avg	TD	Long
Benjamin, Evan	3	34	11.3	0	19
Cunningham, Sam	2	37	18.5	0	37
Goldson, Dashon	2	0	0.0	0	0
Fountaine, Matt	1	0	0.0	0	0
White, Scott	1	3	3.0	0	3
Wallace, C.J.	1	7	7.0	0	7
Total	10	81	8.1	0	37
Opponents	24	380	15.8	3	75

KICK RETURNS	No.	Yds	Avg	TD	Long
--------------	-----	-----	-----	----	------

DAWGS

PASSING	G	Effic	Att	Cmp	Int	Pct	Yds	TD	Lng	Avg/G
Paus, Casey	11	81.20	274	116	17	42.3	1476	5	77	134.2
Stanback, Isaiah	7	87.61	68	23	3	33.8	389	3	52	55.6
Bonnell, Carl	4	57.69	54	20	4	37.0	228	0	45	57.0
TEAM	8	0.00	2	0	0	0.0	0	0	0	0.0
Douglas, Sean	11	125.20	1	1	0	100.0	3	0	3	0.3
Shackelford, Sonny	11	0.00	1	0	0	0.0	0	0	0	0.0
James, Kenny	11	125.20	1	1	0	100.0	3	0	3	0.3
Total	11	78.73	401	161	24	40.1	2099	8	77	190.8
Opponents	11	123.84	310	186	10	60.0	2044	14	53	185.8

Russo, Anthony	15	264	17.6	0	34
Frederick, Charles	13	236	18.2	0	62
Rankin, Louis	10	230	23.0	0	53
Shackelford, Sonny	3	32	10.7	0	12
Simpson, Dre	1	26	26.0	0	26
Murphy, Will	1	11	11.0	0	11
Trew, Kyle	1	23	23.0	0	23
Total	44	822	18.7	0	62
Opponents	26	542	20.8	0	48

FUMBLE RETURNS	No.	Yds	Avg	TD	Long
Goldson, Dashon	1	11	11.0	0	11
Total	1	11	11.0	0	11
Opponents	4	67	16.8	3	33

TOTAL OFFENSE	G	Plays	Rush	Pass	Total	Avg/G
Paus, Casey	11	312	-63	1476	1413	128.5
James, Kenny	11	173	702	3	705	64.1
Stanback, Isaiah	7	109	66	389	455	65.0
Bonnell, Carl	4	82	104	228	332	83.0
Sims, James	11	59	212	0	212	19.3
Sampson, Shelton	11	51	189	0	189	17.2
Tuiasosopo, Z	3	5	62	0	62	20.7
Rankin, Louis	8	9	35	0	35	4.4
Douglas, Sean	11	2	28	3	31	2.8
Russo, Anthony	10	1	7	0	7	0.7
Palaita, Mark	7	1	3	0	3	0.4
Newell, Jimmy	11	1	2	0	2	0.2
Frederick, Ch.	5	2	-2	0	-2	-0.4
Shackelford, S.	11	2	-7	0	-7	-0.6
TEAM	8	5	-16	0	-16	-2.0
Total	11	815	1322	2099	3421	311.0
Opponents	11	766	2020	2044	4064	369.5

FIELD GOALS	FGM-A	Pct	1-19	20-29	30-39	40-49	50-99	Lg	Blk
Knudson, Evan	7-10	70.0	1-1	1-1	3-6	2-2	0-0	42	0
Braunstein, M.	3-7	42.9	0-0	3-3	0-0	0-4	0-0	29	0

FG SEQUENCE	Washington	OPPONENTS
Fresno State	37,38,(25)	34
UCLA	(29)	(20)
Notre Dame	(26),47	(45)
Stanford	-	-
San Jose State	-	(32),36,(28)
Oregon State	47	(23),(36),(55),(31),(27)
USC	46,47	49,(29)
Oregon	(41),(37)	(46),47
Arizona	(42),(34)	-
California	(36),36,(26)	-
Washington State	(19)	34

Numbers in (parentheses) indicate field goal was made.

PUNTING	No.	Yds	Avg	Long	TB	FC	I20	Blkd
Douglas, Sean	63	2682	42.6	78	7	9	19	4
TEAM	5	34	6.8	20	0	0	0	1
Total	68	2716	39.9	78	7	9	19	5
Opponents	61	2429	39.8	59	7	20	20	1

	TD	FGs	Kick	Rush	Rcv	Pass	DXP	Saf	Pts
James, Kenny	5	0-0	0-0	0-0	0	0-0	0	0	30
Knudson, Evan	0	7-10	3-4	0-0	0	0-0	0	0	24
Braunstein, Michael	0	3-7	11-12	0-0	0	0-0	0	0	20
Chambers, Craig	2	0-0	0-0	0-0	1	0-0	0	0	14
Sampson, Shelton	2	0-0	0-0	0-0	0	0-0	0	0	12
Stanback, Isaiah	2	0-0	0-0	0-0	0	1-1	0	0	12
Toledo, Joe	2	0-0	0-0	0-0	0	0-0	0	0	12
Shackelford, Sonny	1	0-0	0-0	0-0	0	0-0	0	0	6
Daniels, Quintin	1	0-0	0-0	0-0	0	0-0	0	0	6
Frederick, Charles	1	0-0	0-0	0-0	0	0-0	0	0	6
Bonnell, Carl	1	0-0	0-0	0-0	0	0-0	0	0	6
Russo, Anthony	1	0-0	0-0	0-1	0	0-0	0	0	6
Total	18	10-17	14-16	0-1	1	1-1	0	0	154
Opponents	43	11-16	41-43	0-0	0	0-0	0	1	334

ALL PURPOSE

LEADERS	G	Rush	Rec	PR	KOR	IR	Tot	Avg/G
James, Kenny	11	702	52	0	0	0	754	68.5
Frederick, Ch.	5	-2	253	11	236	0	498	99.6
Russo, Anthony	10	7	139	27	264	0	437	43.7
Chambers, Craig	5	0	408	0	0	0	408	81.6
Shackelford, Sonny	11	-7	298	46	32	0	369	33.5
Sampson, Shelton	11	189	103	0	0	0	292	26.5
Rankin, Louis	8	35	0	0	230	0	265	33.1
Sims, James	11	212	28	0	0	0	240	21.8
Whithorne, Bobby	11	0	215	0	0	0	215	19.5
Toledo, Joe	10	0	202	0	0	0	202	20.2
Williams, Corey	4	0	128	0	0	0	128	32.0
Daniels, Quintin	6	0	121	0	0	0	121	20.2
Tuiasosopo, Zach	3	62	47	0	0	0	109	36.3
Bonnell, Carl	4	104	0	0	0	0	104	26.0
Total	11	1322	2099	96	822	81	4420	401.8
Opponents	11	2020	2044	237	542	380	5223	474.8

SCORING

Return of the Dawgs

DAWGS

2004 Washington Defensive Statistics

Season Review

DEFENSIVE LEADERS	GP	Tackles				Sacks		Pass Def			Fumbles		Blkd	Saf
		UT	AT	Total	ForLoss	No-Yards	Int-Yds	PD	QBH	Rcv-Yds	FF	Kick		
Benjamin, Evan	11	48	57	105	10.0-29	2.5-14	3-34	4	.	.	2	.	.	
Lobendahn, Joe	10	50	50	100	13.5-42	3.0-20	.	2	.	1-0	2	.	.	
White, Scott	10	43	40	83	12.0-46	5.0-30	1-3	2	.	2-0	1	.	.	
Wallace, C.J.	11	39	27	66	5.0-14	.	1-7	3	.	1-0	1	.	.	
Goldson, Dashon	11	32	32	64	1.0-0	.	2-0	5	.	2-11	1	.	.	
Hopoi, Manase	11	35	19	54	22.0-97	9.0-56	.	1	
Johnson,Derrick	10	33	18	51	1.5-8	1.0-7	.	4	.	.	2	.	.	
Galloway, Tim	11	15	24	39	1.5-4	1	.	
Cunningham, Sam	11	17	18	35	.	.	2-37	4	.	1-0	.	.	.	
Newell, Jimmy	11	16	13	29	1	.	.	
White-Frisbee,J	11	14	12	26	1.5-2	1-0	.	.	.	
Fountaine, Matt	11	18	4	22	2.0-9	.	1-0	2	
Ala, Brandon	11	8	10	18	1.5-2	.	.	.	1	
Gunheim,Greyson	11	8	8	16	3.5-8	1.5-6	.	1	
Mapuolesega, M.	7	10	6	16	3.0-9	1.0-6	
Hemphill, Chris	8	7	3	10	.	.	.	1	
Afoa, Wilson	9	8	2	10	3.0-6	
Milsten, Dan	6	3	6	9	
Eriks, Ty	10	5	4	9	1.0-3	1.0-3	.	.	.	1-0	.	.	.	
Sims, James	11	6	2	8	1-0	1	.	.	
Lobos, Erik	8	5	3	8	1.0-1	1-0	.	.	.	
Ellis, Cody	11	4	1	5	
Mateaki, Donny	5	2	3	5	1.0-1	1.0-1	
Paus, Casey	11	3	.	3	
TM TEAM	8	3	.	3	2.0-15	2.0-15	1	.	.	
Harris, Darin	10	1	1	2	1	.	.	
Trew, Kyle	9	1	1	2	1-0	.	.	.	
Toledo, Joe	10	2	.	2	1	.	.	
Russo, Anthony	10	2	.	2	
James, Kenny	11	2	.	2	
Michener, Lukas	11	.	1	1	
Douglas, Sean	11	.	1	1	
Bomar, Tahj	4	.	1	1	
Heater, Andy	9	.	1	1	
Whithorne,Bobby	11	1	.	1	
Leyritz,Brandon	2	.	1	1	
Vanneman, Brad	11	.	1	1	
Howell, Dan	9	1	.	1	1-0	.	.	.	
Warren, Ben	6	1	.	1	
Sa'au, Tusi	11	.	1	1	
Walker, Clay	11	1	.	1	
Barnes, Khalif	5	1	.	1	
Meadow, Robin	11	.	1	1	
Bonnell, Carl	4	1	.	1	
Total	11	446	372	818	86-296	27-159	10-81	29	1	13-11	14	1	.	
Opponents	11	434	310	744	69-309	23-186	24-380	57	15	18-67	22	7	1	

2004 Game-by-Game Starters

Opponent	WR	WT	WG	C	SG	ST	TE	QB	TB	FB	WR
FRESNO STATE	Frederick	Barnes	Walker	Vanneman	S. Daniels	Brooks	Lyon	Paus	James	Tuiasosopo	Q. Daniels
UCLA	Frederick	Barnes	Walker	Vanneman	S. Daniels	Meadow	Lyon	Paus	James	Toledo*	Williams
at Notre Dame	Frederick	Barnes	Walker	Vanneman	Sa'au	Meadow	Lyon	Paus	James	Tuiasosopo	Toledo*
at Stanford	Shackelford	Barnes	Walker	Vanneman	S. Daniels	Meadow	Lyon	Bonnell	James	Toledo*	Q. Daniels
SAN JOSE STATE	Shackelford	Barnes	Walker	Vanneman	S. Daniels	Meadow	Russo#	Bonnell	Whithorne#	Sims	Q. Daniels
OREGON STATE	Frederick	Brooks	Walker	Vanneman	S. Daniels	Meadow	Toledo	Paus	James	Sims	Q. Daniels
at USC	Shackelford	Brooks	Walker	Vanneman	S. Daniels	Meadow	Toledo	Stanback	James	Sims	Whithorne
at Oregon	Shackelford	Brooks	Sa'au	Vanneman	S. Daniels	Meadow	Chambers#	Paus	James	Sims	Whithorne
ARIZONA	Chambers	Brooks	Sa'au	Vanneman	S. Daniels	Meadow	Toledo	Paus	James	Lewis*	Whithorne
CALIFORNIA	Chambers	Brooks	Walker	Vanneman	Sa'au	Meadow	Toledo	Paus	James	Sims	Shackelford
at Washington State	Chambers	Brooks	Walker	Vanneman	Sa'au	Meadow	Toledo	Paus	James	Sims	Shackelford

started as third/fourth wide receiver

* started as second tight end

Opponent	OLB	DE	DT	DT	DE	ILB	ILB	FS	SS	CB	CB
FRESNO STATE	Benjamin	Mapuolesega	Hopoi	Milsten	Ala	Lobendahn	Fountaine*	Goldson	Newell	Cunningham	D. Johnson
UCLA	Benjamin	Mapuolesega	Hopoi	Milsten	Ala	Lobendahn	White	Goldson	Newell	Cunningham	D. Johnson
at Notre Dame	Benjamin	Hopoi	White-Frisbee	Milsten	Ala	Lobendahn	White	Goldson	Wallace	Cunningham	D. Johnson
at Stanford	Benjamin	Hopoi	Mateaki	Milsten	Ala	Lobendahn	White	Goldson	Wallace	Cunningham	D. Johnson
SAN JOSE STATE	Benjamin	Hopoi	White-Frisbee	Milsten	Gunheim	Lobendahn	White	Goldson	Wallace	Cunningham	Fountaine
OREGON STATE	Benjamin	Hopoi	White-Frisbee	Milsten	Gunheim	Lobendahn	White	Goldson	Wallace	Cunningham	D. Johnson
at USC	Benjamin	Mapuolesega	White-Frisbee	Hopoi	Gunheim	Lobendahn	White	Goldson	Wallace	Cunningham	D. Johnson
at Oregon	Benjamin	Mapuolesega	White-Frisbee	Hopoi	Gunheim	Lobendahn	White	Goldson	Wallace	Cunningham	D. Johnson
ARIZONA	Benjamin	Mapuolesega	White-Frisbee	Hopoi	Gunheim	Lobendahn	White	Goldson	Wallace	Cunningham	D. Johnson
CALIFORNIA	Benjamin	Mapuolesega	White-Frisbee	Hopoi	Gunheim	Lobendahn	White	Goldson	Wallace	Cunningham	D. Johnson
at Washington State	Benjamin	Eriks	White-Frisbee	Hopoi	Gunheim	Galloway	Howell	Goldson	Wallace	Cunningham	D. Johnson

* started as third cornerback

Game-by-Game Team Statistics

Washington	Rushing (Att.-Yds.-TD)	Passing (A-C-I-Yds.-TD)	Total Off. (Att.-Yds)	First Downs (Tot.-R-Pa-Pn)	Fumbles (No.-Lost)	Penalties (No.-Yds.)	Time of Possession
FRESNO STATE	41-170-1	48-21-4-190-0	89-360	20-8-9-3	1-1	6-54	31:56
UCLA	45-219-2	29-13-0-200-2	74-419	21-12-8-1	2-0	6-70	29:48
at Notre Dame	34-112-0	44-17-1-223-0	78-335	20-4-12-4	5-4	6-55	27:47
at Stanford	40-91-1	39-17-1-211-1	79-302	16-7-8-1	2-0	7-35	31:25
SAN JOSE STATE	53-304-3	16-7-2-75-0	69-334	22-16-4-2	1-0	6-62	31:25
OREGON STATE	35-121-0	36-13-3-224-2	71-345	18-7-8-3	5-4	9-65	25:04
at USC	27-50-0	28-7-1-63-0	55-113	6-3-2-1	2-2	9-60	20:51
at Oregon	30-45-0	36-14-4-211-0	66-256	14-4-10-0	4-3	7-70	23:23
ARIZONA	39-100-1	47-16-2-197-0	86-297	17-7-8-2	2-2	8-55	32:19
CALIFORNIA	33-84-0	44-20-3-328-1	77-412	19-3-14-2	3-1	5-35	29:06
at Washington State	37-71-1	24-16-3-177-2	71-248	15-3-9-3	3-1	7-64	29:33

Opponent	Rushing (Att.-Yds.-TD)	Passing (A-C-I-Yds.-TD)	Total Off. (Att.-Yds)	First Downs (Tot.-R-Pa-Pn)	Fumbles (No.-Lost)	Penalties (No.-Yds.)	Time of Possession
FRESNO STATE	35-137-1	21-13-1-125-1	56-262	11-4-6-1	1-1	12-102	28:40
UCLA	54-424-5	17-12-1-122-0	71-546	24-16-7-1	3-2	6-40	30:12
at Notre Dame	46-146-1	32-17-1-266-4	78-412	22-8-12-2	1-0	10-101	31:57
at Stanford	34-202-3	35-23-3-254-0	69-456	15-6-9-0	1-1	8-77	28:35
SAN JOSE STATE	42-111-0	9-7-0-22-0	51-133	14-10-1-3	2-0	6-39	28:35
OREGON STATE	36-101-1	40-26-0-286-1	76-387	21-2-17-2	2-2	8-72	34:56
at USC	42-197-3	48-28-1-256-2	90-453	28-9-17-2	1-1	5-30	39:09
at Oregon	41-158-1	35-21-1-134-2	75-292	22-11-7-4	1-1	5-52	36:37
ARIZONA	38-87-2	25-11-0-164-0	63-251	13-6-7-0	3-3	4-36	27:41
CALIFORNIA	44-304-3	24-13-2-175-2	68-479	22-12-10-0	0-0	6-55	30:54
at Washington State	44-153-1	24-15-0-240-2	68-393	17-5-12-0	3-2	11-130	30:27

Game-by-Game Individual Statistics

Rushing

(Att.-Yds.-TD)

	James	Sampson	Singleton	Rankin	Sims	Paus	Bonnell	Stanback
FRESNO STATE	17-75-1	1-5-0	0-0-0	DNP	2-8-0	6-(-6)-0	4-24-0	7-15-1
UCLA	27-137-1	10-76-1	DNP	DNP	0-0-0	6-5-0	DNP	INJ
at Notre Dame	11-33-0	3-6-0	DNP	5-25-0	4-30-0	2-(-13)-0	6-16-0	INJ
at Stanford	15-40-1	2-5-0	DNP	2-7-0	11-34-0	1-(-1)-0	9-6-0	INJ
SAN JOSE STATE	26-189-2	2-(-16)-0	1-0-0	DNP	8-33-0	5-10-0	9-58-1	INJ
OREGON STATE	9-34-0	5-20-0	DNP	0-0-0	7-13-0	1-0-0	INJ	12-51-0
at USC	7-18-0	11-38-0	1-(-5)-0	0-0-0	0-0-0	0-0-0	INJ	9-(-5)-0
at Oregon	14-12-0	8-29-0	DNP	0-0-0	2-2-0	6-2-0	DNP	DNP
ARIZONA	19-64-0	7-29-1	DNP	1-3-0	0-0-0	5-(-24)-0	DNP	4-8-0
CALIFORNIA	23-96-0	2-(-2)-0	DNP	1-0-0	2-7-0	5-(-17)-0	DNP	DNP
at Washington State	4-8-0	0-0-0	DNP	DNP	23-85-0	1-(-19)-0	DNP	9-(-3)-1

Passing

(A-C-I-Yds.-TD)

	Paus	Bonnell	Stanback
FRESNO STATE	39-18-3-183-0	4-2-0-(-3)-0	5-1-1-10-0
UCLA	28-13-0-200-2	DNP	DNP
at Notre Dame	26-10-0-130-0	18-7-1-93-0	DNP
at Stanford	14-8-0-93-1	25-9-1-118-0	DNP
SAN JOSE STATE	9-5-0-55-0	7-2-2-20-0	DNP
OREGON STATE	5-1-2-2-0	INJ	29-11-1-219-2
at USC	12-4-1-36-0	INJ	16-3-27-0
at Oregon	36-14-4-211-0	DNP	DNP
ARIZONA	37-13-1-164-0	DNP	10-3-1-33-0
CALIFORNIA	44-20-3-328-1	DNP	DNP
at Washington State	24-10-3-74-1	DNP	8-5-0-100-1

Receiving

(No.-Yds.-TD)

	Frederick	Williams	Russo	Daniels	Shackelford	Whithorne	Toledo	Lyon	Sampson	James	Chambers	Sims
FRESNO STATE	9-114-0	0-0-0	2-9-0	2-15-0	0-0-0	0-0-0	INJ	0-0-0	1-(-4)-0	1-7-0	DNP	1-2-0
UCLA	4-100-1	5-56-0	1-13-1	0-0-0	0-0-0	0-0-0	1-9-0	1-17-0	0-0-0	1-5-0	DNP	0-0-0
at Notre Dame	1-11-0	5-72-0	1-13-0	1-11-0	3-38-0	2-36-0	2-27-0	0-0-0	0-0-0	2-15-0	DNP	0-0-0
at Stanford	INJ	INJ	0-0-0	3-64-0	5-54-1	1-14-0	0-0-0	4-38-0	2-34-0	1-4-0	0-0-0	1-3-0
SAN JOSE STATE	1-21-0	INJ	0-0-0	1-8-0	2-16-0	0-0-0	3-30-0	0-0-0	0-0-0	0-0-0	0-0-0	0-0-0
OREGON STATE	2-7-0	INJ	1-27-0	1-23-1	2-88-0	2-40-0	1-24-1	0-0-0	1-16-0	1-(-4)-0	0-0-0	1-0-0
at USC	INJ	INJ	1-10-0	INJ	0-0-0	2-22-0	2-16-0	1-7-0	0-0-0	0-0-0	0-0-0	0-0-0
at Oregon	INJ	INJ	3-50-0	INJ	1-6-0	4-35-0	1-9-0	0-0-0	0-0-0	0-0-0	4-106-0	0-0-0
ARIZONA	INJ	INJ	0-0-0	INJ	1-7-0	3-33-0	6-62-0	0-0-0	1-57-0	2-25-0	3-13-0	0-0-0
CALIFORNIA	INJ	INJ	INJ	INJ	5-59-0	3-30-0	1-10-0	INJ	0-0-0	0-0-0	8-189-1	0-0-0
at Washington State	INJ	INJ	2-17-0	INJ	2-10-0	1-5-0	2-15-1	INJ	0-0-0	0-0-0	4-100-1	3-23-0


Tackles

Tackles (U-A-TOT)


	Lobendahn	Benjamin	D.Johnson	Goldson	Hopoi	Newell	Fountaine	Cunningham	White	Galloway	Wallace
FRESNO STATE	10-6-16	6-5-11	3-1-4	1-4-5	6-2-8	3-0-3	3-0-3	2-1-3	0-2-2	0-3-3	0-0-0
UCLA	8-7-15	2-8-10	6-8-14	6-2-8	1-4-5	1-4-5	0-0-0	0-0-2	1-6-7	0-0-0	4-3-7
at Notre Dame	3-6-9	2-7-9	1-2-3	3-2-5	3-4-7	1-1-2	1-2-3	4-0-4	4-5-9	0-2-2	4-3-7
at Stanford	3-4-7	5-2-7	4-1-5	2-3-5	2-2-4	1-3-4	2-0-2	4-0-4	13-2-15	2-2-4	0-1-1
SAN JOSE STATE	4-5-9	6-7-13	INJ	1-2-3	4-2-6	1-0-1	2-0-2	0-1-1	5-6-11	1-3-4	6-3-9
OREGON STATE	5-8-13	5-7-12	5-2-7	3-3-6	1-0-1	2-0-2	2-0-2	2-4-6	2-7-9	0-2-2	2-1-3
at USC	4-4-8	3-2-5	4-0-4	5-1-6	6-0-6	2-1-3	3-0-3	1-1-2	6-1-7	4-0-4	6-2-8
at Oregon	8-4-12	4-5-9	1-0-1	2-1-3	5-2-7	1-1-2	0-1-1	2-2-4	7-4-11	0-0-0	5-2-7
ARIZONA	2-4-6	7-5-12	3-2-5	3-2-5	2-2-4	2-0-2	2-0-2	1-0-1	3-4-7	0-1-1	2-3-5
CALIFORNIA	3-2-5	4-3-7	2-2-4	2-8-10	1-0-1	0-2-2	1-1-2	1-4-5	2-3-5	2-5-7	4-5-9
at Washington State	INJ	4-6-10	4-0-4	4-4-8	4-1-5	2-1-3	2-0-2	0-3-3	DNP	6-6-12	7-3-10

2004 Washington Individual Single-Game Highs

Rushing Attempts	27, Kenny James, vs. UCLA, 9/18/04
Yards Rushing	189 yards, Kenny James, vs. San Jose State, 10/9/04
Long Rush	52 yards, Kenny James, vs. San Jose State, 10/9/04
Long Rush (No Score)	50 yards, Zach Tuiasosopo, vs. Fresno State, 9/5/04
Long Touchdown Rush	52 yards, Kenny James, vs. San Jose State, 10/9/04
Touchdown Rushes	2, Kenny James, vs. San Jose State, 10/9/04
Pass Attempts	44, Casey Paus, vs. California, 11/13/04
Pass Completions	20, Casey Paus, vs. California, 11/13/04
Yards Passing	328 yards, Casey Paus, vs. California, 11/13/04
Touchdown Passes	2, Casey Paus, vs. UCLA, 9/18/04; Isaiah Stanback, vs. Oregon State, 10/16/04
Most Pass Interceptions	4, Casey Paus, at Oregon, 10/30/04
Long Pass	77 yards, Casey Paus, vs. California, 11/13/04
Long TD Pass	77 yards, Casey Paus, vs. California, 11/13/04
Receptions	9, Charles Frederick, vs. Fresno State, 9/5/04
Yards Receiving	189 yards, Craig Chambers, vs. California, 11/13/04
Long Reception	77 yards, Craig Chambers, vs. California, 11/13/04
Touchdown Receptions	1, many times
Field Goals	2, Evan Knudson, three times
Field Goal Attempts	3, Evan Knudson, vs. California, 11/13/04
Long Field Goal	41 yards, Evan Knudson, at Oregon, 10/30/04
Punts	10, Sean Douglas, at USC, 10/23/04
Punting Average	48.3 yards, Sean Douglas, vs. California, 11/13/04
Punting Yards	429 yards, Sean Douglas, at USC, 10/23/04
Long Punt	78 yards, Sean Douglas, at Washington State, 11/20/04
Punt Returns	6, Sonny Shackelford, at Washington State, 11/20/04
Punt Return Yards	65 yards, Sonny Shackelford, at Washington State, 11/20/04
Long Punt Return	11 yards, Anthony Russo, at Oregon, 10/30/04; Sonny Shackelford, at Washington State, 11/20/04
Long Punt Return for TD	none
Kickoff Returns	5, Charles Frederick, vs. UCLA, 9/18/04
Kickoff Return Yards	118 yards, Charles Frederick, vs. UCLA, 9/18/04
Long Kickoff Return, no score	53 yards, Louis Rankin, at Oregon, 10/30/04
Long Kickoff Return for TD	none
Interceptions	2, Sam Cunningham, at Stanford, 10/2/04
Interception Return Yards	37 yards, Sam Cunningham, at Stanford, 10/2/04
Long Interception Return, no score	37 yards, Sam Cunningham, at Stanford, 10/2/04
Long Interception Return for TD	none
Tackles	16, Joe Lobendahn, vs. Fresno State, 9/5/04
Sacks	3, Manase Hopoi, at USC, 10/23/04
Tackles for Loss	6, Manase Hopoi, at USC, 10/23/04



Casey Paus



Evan Knudson



Sean Douglas

2004 Opponent Individual Single-Game Highs


Rushing Attempts	29, Jerome Harrison, Washington State, 11/20/04
Yards Rushing	322 yards, Maurice Drew, UCLA, 9/18/04
Long Rush	70 yards, Marshawn Lynch, California, 11/13/04
Long Rush (No Score)	44 yards, Kenneth Tolon, Stanford, 10/2/04
Long Touchdown Rush	70 yards, Marshawn Lynch, California, 11/13/04
Touchdown Rushes	5, Maurice Drew, UCLA, 9/18/04
Pass Attempts	43, Matt Leinart, USC, 10/23/04
Pass Completions	26, Derek Anderson, Oregon State, 10/16/04
Yards Passing	286 yards, Derek Anderson, Oregon State, 10/16/04
Touchdown Passes	4, Brady Quinn, Notre Dame, 9/25/04
Most Pass Interceptions	3, Trent Edwards, Stanford, 10/2/04
Long Pass	53 yards, Brady Quinn, Notre Dame, 9/25/04
Long TD Pass	29 yards, Matt Leinart, USC, 10/23/04
Receptions	8, Mike Hass, Oregon State, 10/16/04
Yards Receiving	98 yards, Mike Hass, Oregon State, 10/16/04
Long Reception	53 yards, Rhema McKnight, Notre Dame, 9/25/04
Touchdown Receptions	2, Matt Shelton and Anthony Fasano, Notre Dame, 9/25/04
Field Goals	5, Alexis Serna, Oregon State, 10/16/04
Field Goal Attempts	5, Alexis Serna, Oregon State, 10/16/04
Long Field Goal	55 yards, Alexis Serna, Oregon State, 10/16/04
Punts	10, Danny Baugher, Arizona, 11/6/04
Punting Average	48.3, Tom Malone, USC, 10/23/04
Punting Yards	322 yards, D.J. Fitzpatrick, Notre Dame, 9/25/04
Long Punt	59 yards, Jay Ottovegio, Stanford, 10/2/04
Punt Returns	6, David Marrero, Stanford, 10/2/04
Punt Return Yards	27 yards, Justin Phinisee, Oregon, 10/30/04
Long Punt Return	30 yards, Reggie Bush, USC, 10/23/04
Long Punt Return for TD	none
Kickoff Returns	3, John Broussard, San Jose State, 10/9/04; Syndric Steptoe, Arizona, 11/6/04
Kickoff Return Yards	86 yards, Syndric Steptoe, Arizona, 11/6/04
Long Kickoff Return, no score	48 yards, Trestin George, San Jose State, 10/9/04
Long Kickoff Return for TD	none
Interceptions	2, James Sanders, Fresno State, 9/5/04; Mitch Meeuwsen, Oregon State, 10/16/04; Wendell Hunter, California, 11/13/04
Interception Return Yards	75 yards, Richard Marshall, Fresno State, 9/5/04
Long Interception Return, no score	51, Stanley Wilson, Stanford, 10/2/04
Long Interception Return for TD	75 yards, Richard Marshall, Notre Dame, 9/25/04
Tackles	13, Spencer Havner, UCLA, 9/18/04
Sacks	2, Bill Swancutt, Oregon State, 10/16/04; Andre Torrey, Arizona, 11/6/04; Ryan Riddle, California, 11/13/04
Tackles for Loss	3, Bill Swancutt, Oregon State, 10/16/04; Devan Long and Jerry Matson, at Oregon, 10/30/04

2004 Team Single-Game Highs


First Downs	Washington	Opponents
Rushing First Downs	22 (vs. San Jose State, Oct. 9)	28 (USC, Oct. 23)
Passing First Downs	16 (vs. San Jose State, Oct. 9)	16 (UCLA, Sept. 18)
First Downs by Penalty	14 (vs. California, Nov. 13)	17 (Oregon State, Oct. 16; USC, Oct. 23)
Points	4 (at Notre Dame, Sept. 25)	4 (Oregon, Oct. 30)
Rushing Attempts	31 (vs. UCLA, Sept. 18)	42 (California, Nov. 13)
Rushing Yards	53 (vs. San Jose State, Oct. 9)	54 (UCLA, Sept. 18)
Yards Per Rush	259 yards (vs. San Jose State, Oct. 9)	304 yards (California, Nov. 13)
Rushing Touchdowns	4.9 yards (vs. UCLA, Sept. 18)	7.9 yards (UCLA, Sept. 18)
Pass Attempts	3 (vs. San Jose State, Oct. 9)	5 (UCLA, Sept. 18)
Pass Completions	48 (vs. Fresno State, Sept. 5)	43 (USC, Oct. 23)
Interceptions	21 (vs. Fresno State, Sept. 5)	26 (Oregon State, Oct. 16)
Passing Yards	4 (vs. Fresno State, Sept. 5; at Oregon, Oct. 30)	3 (Stanford, Oct. 2)
Passing Touchdowns	328 yards (vs. California, Nov. 13)	286 yards (Oregon State, Oct. 16)
Yards Per Completion	2 (vs. UCLA, Sept. 18)	4 (Notre Dame, Sept. 25)
Total Plays	15.4 yards (vs. UCLA, Sept. 18)	15.6 yards (Notre Dame, Sept. 25)
Total Offense	89 (vs. Fresno State, Sept. 5)	90 (USC, Oct. 23)
Total Offense Yards Per Play	419 yards (vs. UCLA, Sept. 18)	546 yards (UCLA, Sept. 18)
Fumbles	5.7 yards (vs. UCLA, Sept. 18)	7.7 yards (UCLA, Sept. 18)
Fumbles Lost	5 (at Notre Dame, Sept. 25; vs. Oregon State, Oct. 16)	3 (UCLA, Sept. 18; Arizona, Nov. 6)
Interceptions By	4 (at Notre Dame, Sept. 25; vs. Oregon State, Oct. 16)	3 (Arizona, Nov. 6)
Penalties	3 (at Stanford, Oct. 2)	4 (Fresno State, Sept. 5)
Penalty Yards	9 (vs. Oregon State, Oct. 16)	12 (Fresno State, Sept. 5)
Kickoff Returns	70 yards (vs. UCLA, Sept. 18; at Oregon, Oct. 30)	130 yards (Washington State, Nov. 20)
Kickoff Return Yards	7 (at Notre Dame, Sept. 25)	4 (three times)
Punt Returns	129 yards (at Oregon, Oct. 30)	111 yards (Arizona, Nov. 6)
Punt Return Yards	6 (at Washington State, Nov. 20)	7 (Stanford, Oct. 2)
Tackles for Loss	45 yards (at Washington State, Nov. 20)	72 yards (Stanford, Oct. 2)
Tackles for Lost Yards	12 (vs. San Jose State, Oct. 9)	10 (Arizona, Nov. 6)
Sacks	55 yards (vs. San Jose State, Oct. 9)	47 yards (Arizona, Nov. 6)
Time of Possession	4 (vs. San Jose State, Oct. 9; at Oregon, Oct. 30)	5 (Arizona, Nov. 6)
Longest Scoring Drive (Plays)	31:56 (vs. Fresno State, Sept. 5)	39:09 (USC, Oct. 23)
Longest Scoring Drive (Yards)	12 plays, 80 yds. (UCLA, Sept. 18); 12 plays, 76 yds. (Cal, Nov. 4)	16 plays, 82 yards (UCLA, Sept. 18)
Shortest Scoring Drive (Plays)	99 yards (vs. San Jose State, Oct. 9)	93 plays, 13 yards (Stanford, Oct. 2)
Shortest Scoring Drive (Yards)	1 play, 12 yds (UCLA, Sept. 18); 1 play, 39 yds. (at WSU, Nov. 20)	1 play, 18 yards (Notre Dame, Sept. 25)
	2 yards, 4 plays (at Oregon, Oct. 30)	-5 yards, 4 plays (USC, Oct. 23)



Charles Frederick



Sam Cunningham



Derrick Johnson

DAWGS

Washington Game-by-Game Statistics

Opponent	I---RUSHING---I				I---RECEIVING---I				I-----PASSING-----I				I---KICK RET---I				I---PUNT RET---I				All Purp		
	No.	Yds	TD	Lg	No.	Yds	TD	Lg	Att	Cmp	Int	Yds	TD	Lg	No	Yds	TD	Lg	No	Yds		TD	Lg
FRESNO STATE	41	170	2	50	21	190	0	40	48	21	4	190	0	40	4	49	0	14	0	0	0	0	424
UCLA	45	219	2	24	13	200	2	44	29	13	0	200	2	44	5	118	0	62	0	0	0	0	556
at Notre Dame	34	112	0	14	17	223	0	28	44	17	1	223	0	28	7	125	0	24	4	10	0	3	470
at Stanford	40	91	1	14	17	211	1	45	39	17	1	211	1	45	3	50	0	19	0	0	0	0	389
SAN JOSE STATE	53	259	3	52	7	75	0	21	16	7	2	75	0	21	2	52	0	34	0	0	0	0	386
OREGON STATE	35	121	0	26	13	224	2	54	36	13	3	224	2	52	3	54	0	21	3	23	0	6	422
at USC	27	50	0	18	7	63	0	11	28	7	1	63	0	11	1	12	0	12	0	0	0	0	132
at Oregon	30	45	0	18	14	211	0	34	36	14	4	211	0	34	6	129	0	53	3	18	0	11	403
ARIZONA	39	100	1	28	16	197	0	57	47	16	2	197	0	57	3	56	0	28	2	0	0	1	353
CALIFORNIA	33	84	0	33	20	328	1	77	44	20	3	328	1	77	6	102	0	46	0	0	0	0	517
at Washington State	37	71	1	11	16	177	2	42	34	16	3	177	2	42	4	75	0	30	6	45	0	11	368
Washington Totals	414	1322	10	52	161	2099	8	77	401	161	24	2099	8	77	44	822	0	62	18	96	0	11	4420
Opponents' Totals	456	2020	21	70	186	2044	14	53	310	186	10	2044	14	53	26	542	0	48	33	237	2	30	5223

Avg per rush: 3.2 ... Avg per catch: 13.0 ... Pass efficiency: 78.73 ... Kick ret avg: 18.7

Punt ret avg: 5.3 ... All purpose avg/game: 401.8 ... Total offense avg/gm: 311.0

Opponent	TACKLES				SACKS		FUMBLE		Pass		Blkd	Kicks-XPTS				Pts
	UA	A	Total	ForLoss	No-Yds	FF	FR-Yds	Int-Yds	QBH	Def	Kick	Att-Mad	Run	Rcv	Saf	
FRESNO STATE	35	26	61	8.0-30	2.0-17	1	1-11	1-15	0	4	0	1-1	0	0	0	16
UCLA	35	60	95	4.0-13	1.0-9	3	2-0	1-19	0	2	0	4-4	0	0	0	31
at Notre Dame	38	40	78	3.0-15	0.0-0	0	0-0	1-0	0	0	0	0-0	0	0	0	3
at Stanford	47	26	73	10.0-35	3.0-17	1	1-0	3-37	0	2	0	2-1	0	0	0	13
SAN JOSE STATE	37	34	71	12.0-55	4.0-26	0	0-0	0-0	0	2	0	3-3	0	0	0	21
OREGON STATE	43	38	81	11.0-28	2.0-12	2	2-0	0-0	0	5	1	2-2	0	0	0	14
at USC	59	16	75	11.0-30	3.0-12	1	1-0	1-7	0	4	0	0-0	0	0	0	0
at Oregon	44	30	74	8.0-19	4.0-15	1	1-0	1-0	1	1	0	0-0	0	0	0	6
ARIZONA	34	30	64	6.0-22	1.0-10	3	3-0	0-0	0	3	0	1-1	0	0	0	13
CALIFORNIA	32	44	76	6.0-24	4.0-22	0	0-0	2-3	0	3	0	1-0	0	0	0	12
at Washington State																
Washington Totals	446	372	818	86-296	27-159	14	13-11	10-81	1	29	1	14-16	0	1	0	154
Opponents' Totals	434	310	744	69-309	23-186	22	18-67	24-380	15	57	7	41-43	0	0	1	334

Opponent	PUNTING										FIELD GOALS	
	No	Yds	Avg	Long	Blkd	TB	FC	50+	I20	Att-Made	Lg	Blkd
FRESNO STATE	5	156	31.2	40	0	1	0	0	0	3-1	25	0
UCLA	6	212	35.3	47	0	0	1	0	3	1-1	29	0
at Notre Dame	7	284	40.6	58	0	1	0	1	1	2-1	26	0
at Stanford	10	386	38.6	55	2	1	1	3	3	0-0	0	0
SAN JOSE STATE	3	118	39.3	46	0	1	0	0	2	0-0	0	0
OREGON STATE	3	137	45.7	49	0	0	0	0	1	1-0	0	0
at USC	10	429	42.9	56	0	0	4	2	3	2-0	0	0
at Oregon	6	257	42.8	49	0	1	1	0	1	2-2	41	0
ARIZONA	8	308	38.5	55	2	1	0	3	2	2-2	42	0
CALIFORNIA	4	145	36.2	59	1	0	1	1	1	3-2	36	0
at Washington State	6	284	47.3	78	0	1	1	1	2	1-1	19	0
Washington Totals	68	2716	39.9	78	5	7	9	11	19	17-10	42	0
Opponents' Totals	61	2429	39.8	59	1	7	20	13	20	16-11	55	0

Opponent Game-by-Game Statistics

	I---RUSHING---				I---RECEIVING---				I-----PASSING-----I				I---KICK RET---				I---PUNT RET---				All		
Opponent	No.	Yds	TD	Lg	No.	Yds	TD	Lg	Att	Cmp	Int	Yds	TD	Lg	No	Yds	TD	Lg	No	Yds	TD	Lg	Purp
FRESNO STATE	35	137	1	29	13	125	1	43	21	-13	-1	125	1	43	1	19	0	19	3	3	0	4	412
UCLA	54	424	5	62	12	122	0	21	17	-12	-1	122	0	21	4	86	0	31	4	26	0	14	658
at Notre Dame	46	146	1	17	17	266	4	53	32	-17	-1	266	4	53	1	17	0	17	2	20	0	16	467
at Stanford	34	202	3	58	23	254	0	44	35	-23	-3	254	0	44	2	50	0	29	7	72	1	14	629
SAN JOSE STATE	42	111	0	26	7	22	0	22	9	-7	-0	22	0	22	4	98	0	48	1	1	0	1	272
OREGON STATE	36	101	1	55	26	286	1	33	40	-26	-0	286	1	33	3	47	0	22	3	0	0	1	434
at USC	42	197	3	28	28	256	2	29	48	-28	-1	256	2	29	0	0	0	0	2	31	0	30	506
at Oregon	41	158	1	30	21	134	2	16	35	-21	-1	134	2	16	1	2	0	2	3	27	0	19	349
ARIZONA	38	87	2	13	11	164	0	50	25	-11	-0	164	0	50	4	111	0	37	5	43	0	15	428
CALIFORNIA	44	304	3	70	13	175	2	29	24	-13	-2	175	2	29	2	51	0	29	1	9	1	0	597
at Washington State	4	153	1	21	15	240	2	41	24	-15	-0	240	2	41	4	61	0	31	2	5	0	5	471
Opponents' Totals	456	2020	21	70	186	2044	14	53	310	-186	-10	2044	14	53	26	542	0	48	33	237	2	30	5223
Washington Totals	414	1322	10	52	161	2099	8	77	401	-161	-24	2099	8	77	44	822	0	62	18	96	0	11	4420

Avg per rush: 4.4 ... Avg per catch: 11.0 ... Pass efficiency: 123.84

Kick ret avg: 20.8 ... Punt ret avg: 7.2 ... All purpose avg/game: 474.8 ... Total offense avg/gm: 369.5

Opponent	TACKLES				SACKS		FUMBLE		Int-Yds	QBH	Pass	Blkd	Kicks-XPTS				Pts
	UA	A	Total	ForLoss	No-Yds	FF	FR-Yds	Def			Kick	Att-Mad	Run	Rcv	Saf		
FRESNO STATE	42	38	80	6.0-24	2.0-11	0	1-18	4-128	0	5	1	5-5	0	0	0	35	
UCLA	48	20	68	4.0-6	0.0-0	2	0-0	0-0	0	2	0	5-4	0	0	0	37	
at Notre Dame	45	30	75	2.0-5	0.0-0	5	4-4	1-18	0	7	0	5-5	0	0	0	38	
at Stanford	42	24	66	6.0-36	3.0-30	0	0-0	1-51	0	8	2	4-3	0	0	0	27	
SAN JOSE STATE	38	36	74	6.0-30	2.0-8	0	0-0	2-40	0	2	0	0-0	0	0	0	6	
OREGON STATE	32	32	64	6.0-25	2.0-17	3	4-0	3-0	0	3	0	2-2	0	0	0	29	
at USC	24	22	46	9.0-31	1.0-6	2	2-12	1-22	0	6	0	5-5	0	0	0	38	
at Oregon	34	22	56	8.0-29	2.0-10	4	3-0	4-28	9	9	0	4-4	0	0	0	31	
ARIZONA	42	30	72	10.0-47	5.0-35	1	2-33	2-23	0	13	2	3-3	0	0	1	23	
CALIFORNIA	43	30	73	5.0-26	2.0-22	2	1-0	3-58	0	1	2	6-6	0	0	0	42	
at Washington State	44	26	70	7.0-50	4.0-47	3	1-0	3-12	6	1	0	4-4	0	0	0	28	
Opponents' Totals	434	310	744	69.0-309	27.0-186	22	18-67	24-80	15	57	7	43-41	0	0	1	334	
Washington Totals	446	372	818	86.0-296	27.0-158	14	13-11	10-81	1	29	1	16-14	0	1	0	154	

Opponent	PUNTING									FIELD GOALS			
	No	Yds	Avg	Long	Blkd	TB	FC	50+	I20	Att-Made	Lg	Blkd	
FRESNO STATE	7	239	34.1	54	0	1	4	1	3	1-0	0	0	
UCLA	1	44	44.0	44	0	1	0	0	0	1-1	20	0	
at Notre Dame	8	360	45.0	54	0	0	1	4	5	1-1	45	0	
at Stanford	4	153	38.2	59	0	0	1	1	1	0-0	0	0	
SAN JOSE STATE	4	135	33.8	43	0	0	2	0	1	3-2	32	0	
OREGON STATE	5	162	32.4	43	1	0	2	0	2	5-5	55	0	
at USC	3	145	48.3	54	0	2	1	2	1	2-1	29	0	
at Oregon	8	306	38.2	52	0	1	4	1	0	2-1	46	0	
ARIZONA	10	392	39.2	53	0	2	3	1	3	0-0	0	0	
CALIFORNIA	4	188	47.0	57	0	1	1	1	2	0-0	0	0	
at Washington State	7	305	43.6	55	0	0	0	2	2	1-0	0	0	

DAWGS

2004 All-Pac-10 Conference Teams

First Team Offense

QB	Aaron Rodgers, Jr., California
QB	Matt Leinart, Jr., USC
RB	J.J. Arrington, Sr., California
RB	Reggie Bush, So., USC
WR	Mike Hass, Jr., Oregon State
WR	Geoff McArthur, Sr., California
TE	Alex Smith, Sr., Stanford
C	Marvin Philip, Jr., California
OL	Calvin Armstrong, Sr., Washington State
OL	Ryan O'Callaghan, Jr., California
OL	Grayling Love, Jr., Arizona State
OL	Doug Nienhuis, Sr., Oregon State
OL	Adam Snyder, Sr., Oregon

First Team Defense

DL	Bill Swancutt, Sr., Oregon State
DL	Mike Patterson, Sr., USC
DL	Shaun Cody, Sr., USC
DL	Ryan Riddle, Sr., California
LB	Matt Grootegeod, Sr., USC
LB	Lofa Tatupu, Jr., USC
LB	Wendell Hunter, Sr., California
DB	Mitch Meeuwssen, Sr., Oregon State
DB	Matt Clark, Sr., UCLA
DB	Matt Giordano, Sr., California
DB	Riccardo Stewart, Sr., Arizona State

First Team Specialists

PK	Justin Medlock, So., UCLA
P	Tom Malone, Jr., USC
KOR	T.J. Rushing, Jr., Stanford
PR	Reggie Bush, So., USC
ST	Michael Okwo, So., Stanford

Co-Offensive Players of the Year: Matt Lienart, QB, Jr., USC
and Reggie Bush, TB, So., USC

Pat Tillman Co-Defensive Players of the Year: Bill Swancutt,
DE, Sr., Oregon State and Shaun Cody, DT, Sr., USC

Freshman of the Year: Zach Miller, TE, Arizona State

Coach of the Year: Jeff Tedford, California

Second Team Offense

QB	Andrew Walter, Grad., Arizona State
QB	Derek Anderson, Sr., Oregon State
RB	LenDale White, So., USC
RB	Maurice Drew, So., UCLA
WR	Derek Hagen, Jr., Arizona State
WR	Jason Hill, So., Washington State
TE	Tim Day, Jr., Oregon
TE	Marcedes Lewis, Jr., UCLA
C	Mike McCloskey, Jr., UCLA
OL	Sam Lightbody, Sr., Washington State
OL	Steven Vieira, Sr., UCLA
OL	Sam Baker, Fr., USC
OL	Andrew Carnahan, Sr., Arizona State

Second Team Defense

DL	Haloti Ngata, So., Oregon
DL	Jimmy Verdon, Sr., Arizona State
DL	Manase Hopoi, Sr., Washington
DL	Lorenzo Alexander, Sr., California
LB	Will Derting, Jr., Washington State
LB	Spencer Havner, Jr., UCLA
LB	Jon Alston, Jr., Stanford
LB	Trent Bray, Jr., Oregon State
DB	Darrell Brooks, Jr., Arizona
DB	Aric Williams, Sr., Oregon State
DB	Darnell Bing, So., USC
DB	Brandon Browner, So., Oregon State

Second Team Specialists

PK	Alexis Serna, Fr., Oregon State
P	Chris Kluwe, Sr., UCLA
KOR	Reggie Bush, So., USC
PR	Maurice Drew, So., UCLA
PR	Michael Bumpus, Fr., Washington State
ST	Desmond Reed, Fr., USC
ST	Byron Storer, So., California

Honorable Mention (Washington Only): CB Derrick Johnson, Sr.

2004 All-Pac-10 Academic Team

Offense

QB	Casey Paus, Washington Jr. 3.28 Art
RB	Kris Bonifas, Stanford Jr. 3.17 Science, Technology & Society
RB	James Sims, Washington Jr. 3.40 Literature
WR	Greg Camarillo, Stanford Sr. 3.29 Engineering
WR	Evan Moore, Stanford So. 3.23 Undeclared
TE	Troy Bienemann, Washington State (2) Jr. 3.75 Communications
OL	Matt Brock, Oregon State (2) Sr. 3.45 Psychology
OL	Riley Fitt-Chappell, Washington St. Jr. 3.49 Management Info. Systems
OL	Jonathan Giesel, California (2) Grad. 3.47 Religious Studies/Education
OL	Derek Joyce, California Sr. 3.34 Molecular Cell Biology
OL	Grayling Love, Arizona State Jr. 3.48 Finance

PK	Jared Siegel, Oregon Grad. 3.57 Business Administration
P	Chris MacDonald, Arizona State RFr. 3.11 Undeclared

Defense

DL	Ty Eriks, Washington Jr. 3.70 Biology
DL	Babatunde Oshinowo, Stanford (2) Jr. 3.14 Electrical Engineering
DL	Tom Sverchek, California Sr. 3.24 American Studies
DL	Bill Swancutt, Oregon State (2) Sr. 3.11 Business
LB	Pat Bennett, Washington State (3) Sr. 3.43 Hotel Administration
LB	Ryan Foltz, California Jr. 3.56 Business Administration
LB	Kevin Schimmelmman, Stanford (3) Jr. 3.39 Political Science
DB	Bryan Bentrutt, Stanford So. 3.67 International Relations
DB	Cody Ellis, Washington RFr. 3.71 Architecture
DB	Michael McGrath, California (2) Grad. 3.44 Mechanical Engineering
DB	Jimmy Newell, Washington (2) Sr. 3.30 Finance

UW Second Team Selections: WR Quintin Daniels, RFr., 3.16 Premajor

UW Honorable Mention: OLB Tahj Bomar, So.; PK Michael Braunstein, RFr.; FS Chris Hemphill, RFr.; PK Evan Knudson, Jr.; TE Robert Lewis, RFr.; ILB Kyle Trew, RFr.; WR Bobby Whithorne, RFr.

Departed Senior Lettermen

65 Khalif Barnes

OT ... 6-5 ... 310

4 Letters

Spring Valley, CA

Mount Miguel High School



Washington: Served as a team captain during his senior season ... vocal leader on the team ... four-time letterwinner ... exceptional athlete with good footwork for an offensive tackle ... started all 42 games he played during his career before a wrist injury prematurely ended his senior campaign ... was used as a receiver on a trick play during the 2002 Sun Bowl ... started his UW career as a defensive lineman ... switched to offense following his freshman season ... majored in sociology ... drafted by Jacksonville in the second round of the 2005 NFL Draft ... he was the 52nd overall player taken during the draft. **2004:** Team captain ... anchored UW's offensive line from the left tackle position ... broke his wrist during practice on Oct. 13 and missed the remainder of the season ... had started the first five games of the season before the injury ... one of three starters returning on the offensive line ... if he were to have started every game in 2004, he would have become the first lineman in UW history to start every game of four straight seasons ... the closest any Husky offensive lineman had ever come was when Chad Ward started all but three games between 1997 and 2000 (including his last 45 in a row) ... at the time of his injury UW was second in the Pac-10 with just 7 sacks allowed in its first five games ... UW was averaging 170.2 rushing yards per game prior to his injury and averaged just 78.5 yards per outing without him ... one of three returning UW players who started every game in 2003 ... named to the preseason All-Pac-10 Team by Street & Smith's magazine ... ranked among the preseason top-20 offensive tackles in the nation by the Sporting News and picked to the first team All-Pac-10 squad ... a second team preseason All-Pac-10 lineman according to Lindy's magazine. **2003:** Started all 12 games in 2003 ... honorable mention All-Pac-10 selection in 2003 ... anchored the left side of the Husky offensive line ... recognized for his Apple Cup performance with the co-offensive Player of the Game award ... awarded the "Big Hit" of the Week award following the Stanford game. **2002:** Started all 13 of the Huskies' game at the weak-side tackle position ... earned his second letter ... caught a nine-yard pass on a trick play during the fourth quarter of the Sun Bowl that helped to set up the Huskies final touchdown ... named a coaches' offensive player of the game after win over Idaho ... helped the UW lead the Pac-10 in passing offense and finish third in total offense ... part of a solid protection team that allowed quarterback Cody Pickett to pass for a Pac-10 record for yardage ... Husky passing game ranked fourth in the final NCAA statistics. **2001:** Started every game at weak-side tackle after switching from defensive tackle during practices for the 2001 Rose Bowl ... one of four redshirt freshmen or sophomores to start on the offensive line for Washington in 2001 ... helped the Huskies rank third in the conference in time of possession at 30:53 per game ... a major reason Washington rushed for 212 yards and three touchdowns in an early-season win over Idaho ... with starter Cody Pickett nursing a separated shoulder, helped the offensive line allow just one sack against Pac-10's second-ranked sack defense in crucial come-from-behind win over Arizona ... teamed with tackle Todd Bachert to hold Arizona State defensive end Terrell Suggs, the Pac-10 leader in sacks, to just four tackles, none for loss, in Huskies' 33-31 win ... led the Huskies to five rushing touchdowns in a key win over Stanford ... earned coaches' award as Offensive MVP for performance against the Cardinal. **2000:** Redshirted the season in 2000 ... named Defensive Scout of the Week for the week leading up to the Huskies win over Idaho ... switched to offensive line in practice for the 2001 Rose Bowl.

High School and Personal: Born April 21, 1982 in San Diego ... parents are Mary and Frank ... played for coach Dave Gross at Mount Miguel High School ... recorded 120 total tackles and nine sacks during his senior season ... a member of the San Diego Union-Tribune's all-academic first team ... named all-league and all-CIF in 1998 and 1999 ... received two votes in Long Beach Press Telegrams's "Best in the West" team ... named to the San Diego Union-Tribune's all-academic team following his junior season ... an all-league and all-CIF performer in 1998 ... voted conference's defensive MVP ... also played basketball at Mount Miguel and was an all-conference selection for hoops team ... was a four-time honor roll member and a four-time Golden Pyramid Scholar.

79 Ryan Brooks

OT ... 6-6 ... 300

4 Letters

Richland, WA

Richland High School



Washington: Earned four letters during his UW career ... versatile player who could play tackle or guard ... majored in general studies. **2004:** Began the season at strongside tackle ... started the opener against Fresno State ... moved to weakside and started the final six games of the season after Khalif Barnes went down with a broken wrist ... helped the Huskies tie for second in the Pac-10 with just 23 sacks allowed ... earned his fourth letter. **2003:** Earned his third letter ... appeared in eight games during the 2003 season ... named the Most Improved Offensive Lineman/Tight End during spring drills. **2002:** Played in 12 games as a backup at weak tackle ... did not play against Oregon State ... also served on most of the special teams ... helped the UW lead the Pac-10 in passing offense and finish third in total offense. **2001:** Appeared in all 11 regular-season games for Washington, primarily on special teams ... saw action on offense as the reserve to tackle Khalif Barnes in Huskies' 53-3 win over Idaho ... helped Washington rush for 212 yards and three touchdowns against the Vandals. **2000:** Redshirted the year ... was named Offensive Scout of the Week for the week leading up to the Huskies 34-29 win over No. 5 Miami.

High School and Personal: Born Feb. 25, 1982 in Portsmouth, N.H. ... mother is Judy, father is O.J. ... father is a control room supervisor at the Hanford Nuclear Plant ... has two brothers, Cory and Joel ... Cory golfs for Gonzaga ... played for coach Lonnie Pierson at Richland High School ... key offensive lineman for Richland's 1999 4A state championship team ... team posted a 13-1 record in 1999 ... a Big Nine Conference first-team selection ... named to the Associated Press Class 4A All-State team at offensive line ... named to the Tacoma News-Tribune's All-State squad ... a member of the 1999 Seattle Times All-State team ... an honorable mention pick to the USA Today's all-USA squad ... a 1999 PrepStar all-Western Region selection ... earned all-conference honors as a junior ... ranked No. 25 in SuperPrep's "Northwest 47" list ... also competed for Richland's track and field team ... registered marks of 153-9 in the discus and 48-6 in the shot put ... majored in business administration.

5 Sam Cunningham

CB ... 6-0 ... 180

4 Letters

Los Angeles, CA

Westchester High School



Washington: A four-year letterwinner at cornerback ... played in 47 games during his career, starting 17 times ... finished his career with three interceptions and 75 tackles ... a regular on UW's special teams ... originally signed a National Letter of Intent with Oregon in 2000, but never enrolled in the school ... enrolled at Washington in January of 2001 ... majored in American ethnic studies. **2004:** Earned a regular starting position as a senior ... was one of just three defensive players to start all 11 games ... tied for second with two interceptions ... both of those picks came against Stanford ... also had four tackles against the Cardinal ... top tackling game was six against Oregon State ... had five tackles against California ... recorded a pair of tackles and had a fumble recover against UCLA ... part of a pass defense that led the Pac-10 by allowing just 185.8 yards per game. **2003:** Appeared in 11 games in 2003 ... started five games due to an injury to Roc Alexander ... figured in 22 tackles ... credited with breaking up three passes ... most tackles during the season was five against USC and California ... named the Most Improved Cornerback during spring drills ... presented the Husky Fever 12th Man Award for a Defensive Player at the 2003 team banquet. **2002:** Became a regular in the rotation of the UW secondary ... part of a Husky pass defense that allowed an average of just 210 yards passing over its last five

regular-season games, including nine interceptions and just six touchdowns ... appeared in all 13 games ... intercepted Heisman Trophy-winner Carson Palmer's game-opening pass in his first-career start, against USC ... credited with 10 tackles on the season, and two pass breakups. **2001:** Missed spring drills due to shoulder surgery ... recovered to appear in all 11 regular-season games as the reserve to senior Omare Lowe at cornerback ... helped Washington rank fourth in the conference in pass defense, allowing just 220 yards per game ... led a Husky pass defense which allowed more than 250 yards passing in just three of 11 games ... credited with eight tackles and two pass defenses on the season ... had season-best two tackles and two pass defenses in Huskies' 53-3 win over Idaho ... solid coverage player on Husky special teams.

High School and Personal: Born Apr. 23, 1982 ... parents are Walter Holloway and Venita Cunningham ... first-team All-Western League and all-city defensive back as a senior in 1999 ... starred on defense, offense and special teams, leading the Comets to a 10-2 record and a quarterfinal berth in the state playoffs in 1999 ... posted 40 tackles and four interceptions in 10 games ... rushed for 1,078 yards and 11 TDs on 65 carries his senior year ... also utilized as a kick returner ... missed two games with finger injury ... ranked among the top 15 defensive backs in Southern California by SuperPrep and was a "Western 100" honoree by the Tacoma News Tribune.

Year	G-S	Solo	Asst.	Tot.	Loss	FC	FR	PD	Int.	Sacks
2001	12-0	6	2	8	0-0	0	0-0	2	0-0	0-0
2002	13-1	8	2	10	0-0	1	0-0	2	1-11	0-0
2003	11-5	18	4	22	0-0	0	0-0	3	0-0	0-0
2004	11-11	17	18	35	0-0	0	1-0	4	2-37	0-0
Totals	47-17	49	26	75	0-0	1	1-0	11	3-48	0-0

10 Charles Frederick

WR ... 6-0 ... 185

4 Letters

Lake Worth, FL

Pope John Paul II High School



Washington: A four-year letterwinner who excelled at wide receiver as a kick returner on special teams ... shifty runner blessed with great quickness and broken-field moves ... finished his career with a streak of making at least one reception in 30 consecutive games where he played ... has 121 career receptions to rank sixth on UW's all-time list ... is seventh on Husky career receiving yardage list with 1,735 yards ... ranks seventh on UW's career all-purpose yardage list with 3,787 yards ... a first-team All-Pac-10 selection in 2003 as a special teams player ... ranked first on UW career kickoff return list with 72 ... member of the Husky basketball team during his freshman season ... signed a free agent contract with the Jacksonville Jaguars following the 2005 NFL Draft ... majored in American ethnic studies. **2004:** Elected a team captain ... played only five games due to a hamstring injury ... did not see action during the final five games of the year ... still finished fifth on the team with 17 receptions for 253 yards and one TD ... was second on the team with 13 kickoff returns ... managed to pile up 498 all-purpose yards in just five outings ... started the season with a bang by tying his career high with nine receptions against Fresno State ... racked up 114 receiving yards against the Bulldogs ... had four catches for 100 yards against UCLA ... lone TD of the season was a 44-yard catch against the Bruins ... set a career high with his longest kickoff return (62 yards) against UCLA ... finished that game with 218 all-purpose yards ... listed as one of the top-20 receivers and top-20 return men in the country in The Sporting News season preview and a first team receiver on the All-Pac-10 unit ... tabbed as an honorable mention preseason All-American by Street & Smith's magazine ... Lindy's magazine ranks him as a top-10 all-purpose player and named him to the All-Pac-10 second team. **2003:** A first-team All-Pac-10 selection in 2003 as a special teams player ... was second on the squad in 2003 with 59 catches for 831 yards ... reception total ranks eighth on UW single-season list ... was 10th in the Pac-10 at 4.92 receptions per game ... averaged 14.1 yards per catch, slightly more than Reggie Williams' average of 12.5 ... had five scoring catches ... led the team in punt returns with 29 for 340 yards ... averaged 11.7 yards per return, the highest mark in the Pac-10 ... helped the Huskies lead the Pac-10 in punt return average at with a 10.9 average per return ... first on the team with 1,380 all-purpose yards ... averaged 115.0 all-purpose yards per game ... that ranked fourth in the Pac-10 ... a three-time letterwinner at wide receiver ... named

the 2003 Co-Offensive MVP at team banquet ... had one of the greatest games ever by a Husky in UW's 38-17 win against No. 22 Oregon State in Corvallis ... totaled 371 all-purpose yards against the Beavers to break Hugh McElhenry's 53-year old school record ... his all-purpose yardage total was 101 yards better than the next best mark by a Pac-10 player (USC's Reggie Bush with 260) during the season ... had 216 receiving yards, 101 punt return yards and 54 kickoff return yards ... his nine receptions were a career high ... reception yardage total was the best by a Husky during the season and ranks as third best single-season total in UW history ... scored three touchdowns in the game, including two by receptions and an 86-yard punt return for a score ... that was the sixth longest punt return in UW history and the second longest by a Pac-10 player in 2003 ... had an 87-yard touchdown catch that figures as the second-longest pass play in school history ... that reception was the second longest by a Pac-10 player during the season ... his 371 all-purpose yards were just eight shy of Stanford wide receiver Glyn Milburn's Pac-10 record ... named Pac-10 Offensive Player of the Week for Oct. 18 ... earned the team's Offensive Player of the Game award for the Oregon State and Indiana games ... garnered Special Teams Player of the Game awards following the Oregon State and Stanford games ... more than doubled his touchdown production (two to five) as a receiver from his sophomore season. **2002:** Started two games at wide receiver, and appeared in every game as both a receiver and return specialist ... one of four receivers with more than 40 receptions this season, the first-time the Huskies have ever had a quartet accomplish the feat ... finished the year with 45 receptions for 651 yards and two touchdowns ... was the only Husky to return a punt in 2002 ... also led the team in kick returns with 30, finishing sixth in the Pac-10 with a 20-yard average ... his 601 return yards were the second most in UW history ... ranked eighth in the conference in all-purpose yards with 108.4 per game ... is fourth on UW's career kickoff return list with 43 ... is seventh on career return yardage list with 815 ... his 74 career punt returns ranks eighth on UW all-time list ... racked up five catches for 88 yards, including an outstanding 51-yard touchdown grab, in season-opener at Michigan ... displayed speed and elusiveness in highlight-reel 74-yard catch-and-run against Idaho ... finished the game with 142 yards on five catches, earning the coaches' offensive player of the game honor ... also named offensive player of the game after win over Oregon State ... had career-high six catches, for 71 yards, in 29-26 win over third-ranked Washington State ... earned a KING-TV Most Improved Player Award at the team's postseason awards banquet. **2001:** Named a first-team Freshman All-American by The Sporting News as a punt returner ... ranked among the nation's top-five in punt returns all season with a 14.6-yard average, but fell one return short of the minimum required in the final national rankings ... average was second-best in the Pac-10, and sixth-best in a single-season at UW ... helped the Huskies tie for 10th in the nation in punt-return average at 13.33 ... one of four true freshmen, including wide receiver Reggie Williams, punter Derek McLaughlin and inside linebacker Joseph Lobendahn, to appear in every game for Washington in 2001 ... earned special teams MVP honors for performance in Huskies' 53-3 win over Idaho ... fumbled on first-career punt return, against Idaho, but redeemed himself with 87-yard touchdown on second return ... one of three special-teams scores for the Huskies in the game ... 87-yard return was the fifth-longest in school history, and longest in the Pac-10 in 2001 ... had career-high five punt returns in Huskies' 31-28 victory over Cal ... was second on the team in kick returns with a 16.5-yard average, including a season-best 38-yarder against Oregon State ... a top prep point guard, saw reserve action for the Husky hoops team following the Holiday Bowl.

High School and Personal: Born Feb. 2, 1982 ... parents are Charles Frederick and Clara Pearson ... tallied 1,030 yards receiving and 29 touchdowns in 2000 ... finished with over 100 career receptions ... had best game of 2000 in 41-18 win over Bay Point, rushing for 112 yards and scoring four touchdowns, including a 71-yard punt return, a 96-yard kickoff return, and rushes of 57 and 27 yards ... joined fellow Husky Reggie Williams as a 2000 Parade All-American ... also earned first-team All-America honors from USAToday.com, SuperPrep, PrepStar, and Rivals.com ... a member of PrepStar's 2000 Dream Team ... ranked tops in the nation at WR, third in the nation at all positions by Student Sports ... ranked sixth in the nation at wide receiver by PrepStar ... PrepStar's second-best receiver in the Southeast region ... a member of Max Emfinger's "Florida Super Elite 25" ... the top WR on that list ... ranked second in the nation by Rivals.com, one spot ahead of fellow Husky recruit Williams ... along with Williams, one of just five wide receivers nationally to merit a perfect five-star rating ... ranked No. 2 in the nation at wide receiver by FoxStudentSports.com ... SuperPrep's seventh-rated wide receiver nationally, tops in the state of Florida ... Florida's eighth-best recruit at all positions in that publication ... earned first-team all-league, first-team all-area, and first-team all-state honors from the Palm Beach Post ... returned an interception 55 yards for a score in the 2000 Outback Steakhouse All-Star game, featuring South Florida's top prep players ... also rated among the top prep point guards in the country ... a 1999 USA Today All-America honorable mention pick in basketball ...

a Student Sports first-team Grid-Hoop All-American ... named to the Palm Beach Post's 2000 Preseason Fab 5 in basketball ... in 1999, racked up 565 yards and 22 touchdowns receiving, and 34 tackles, six interceptions and five forced fumbles on defense ... joined Pope John Paul II alums John Anderson and Rich Alexis at Washington ... nicknamed "ET".

Receiving

Year	G-S	Rec.	Yds.	Avg.	TD	LG
2001	12-0	0	0	0.0	0	0
2002	13-2	45	651	14.5	2	74
2003	12-9	59	831	14.1	5	87
2004	5-4	17	253	14.9	1	44
Totals	42-15	121	1735	14.3	8	87

Punt Returns

Year	G-S	No.	Yds.	Avg.	TD	LG
2001	12-0	14	202	14.4	1	87
2002	13-2	18	146	8.1	0	21
2003	12-9	29	340	11.7	1	86
2004	5-4	2	11	5.5	0	6
Totals	42-15	63	699	11.1	2	87

Kickoff Returns

Year	G-S	No.	Yds.	Avg.	TD	LG
2001	12-0	18	290	16.1	0	38
2002	13-2	30	601	20.0	0	59
2003	12-9	11	202	18.4	0	25
2004	5-4	13	236	18.2	0	62
Totals	42-15	72	1329	18.5	0	62

Career Highs

Receptions: 9 at Oregon St., 2003 & at California, 2003 & vs. Fresno State, 2004

Receiving Yards: 216 at Oregon State, 2003

Longest Reception: 87 yards at Oregon State, 2003

Longest TD Reception: 87 yards at Oregon State, 2003

Punt Returns: 6 vs. Idaho, 2003

Punt Return Yards: 102 vs. Idaho, 2001

Long Punt Return: 87 yards (td) vs. Idaho, 2001

Kickoff Returns: 5 vs. Texas, 2001 Holiday Bowl & vs. Oregon State, 2002

Kickoff Return Yards: 95 yards at Oregon State, 2001

Long Kickoff Return: 62 yards vs. UCLA, 2004

35 Tim Galloway

ILB ... 6-2 ... 235

4 Letters

Auburn, WA

Auburn High School



Washington: A reliable hard-hitting inside linebacker for the Huskies ... lettered four times during his career ... played in a total of 48 games and started 11 times ... was a regular on UW's special teams as a deep snapper. **2004:** Played in all 11 games and started the Apple Cup at Washington State in his final appearance as a Husky ... finished the season with 39 tackles including 15 solo stops ... had a career-high 12 tackles against the Cougars ... had seven tackles against California and four against USC ... blocked a punt against Washington State ... 132 career tackles entering 2004 were most on the team. **2003:** Tied for second on the team in 2003 with 84 tackles ... appeared in all 12 games and started the final 10 games of the season after Joe Lobendahn was lost due to a knee injury ... had three tackles for loss ... top game was 10-tackle effort against Oregon ... had seven solo stops in that contest and seven more the following week against Arizona ... his team-high eight tackles vs. Idaho earned the Husky Radio Network Player of the Game award ... following the Oregon game he was named Defensive Player of the Game ... ranked 15th in the Pac-10 in total tackles ... his six tackles vs. Indiana earned him the defensive 12th Man team award for the game. **2002:** Appeared in all 13 games as the reserve to Ben Mahdavi ... finished the season with 26 tackles, including two for loss, a forced fumble and a blocked punt ... part of an excellent Husky rush defense that ranked 11th in the

nation with just 97.7 yards allowed per game ... had best game of the year against UCLA, totaling four tackles, one tackle-for-loss and a blocked punt ... had a career-high five tackles at Arizona State ... named a coaches' special teams player of the game after win over Wyoming ... named a KJR 950-AM Special Teams MVP at team banquet. **2001:** Played in all 12 games on special teams, and as the reserve to Jamaun Willis at inside linebacker ... finished the season with a 19 tackles, including four for loss ... tackles-for-loss total was tied for fourth on the team, despite not starting a game ... made first-career appearance in Huskies' season-opening win over 10th-ranked Michigan ... earned special teams MVP honors the following week for kick-coverage efforts in a 53-3 rout of Idaho ... finished the game sixth in tackles with four, including two tackles-for-loss ... won second special-teams MVP award of the season after a 27-24 victory over USC ... had two tackles against the Trojans ... equaled career-high four tackles against UCLA ... led the team in tackles-for-loss against the Bruins with two, for five yards. **2000:** Redshirted the season in 2000 ... was named Defensive Scout of the Week for the week leading up to the Huskies 34-29 win over No. 5 Miami.

High School and Personal: Born Sept. 4, 1981 ... parents are Pam and Ralph ... has an older brother, Tyler ... played for coach Bob Jones at Auburn High School ... made 92 tackles and recorded five sacks as a senior ... captain of the Trojans as a senior ... tabbed for all-conference honors as a junior at tight end and inside linebacker ... a member of the Associated Press Class 4A all-state first team at linebacker ... selected to the Seattle Post-Intelligencer's "Elite 11" ... named to the Seattle Times all-state first team at linebacker ... an honorable mention selection to the Tacoma News-Tribune's "Northwest Nuggets" ... a PrepStar All-Region selection ... rose from No. 31 in northwest in SuperPrep's 1999 preseason issue to No. 12 in the postseason issue ... a member of Prep Football Report's All-West team ... majored in sociology.

Year	G-S	Solo	Asst.	Tot.	Loss	FC	FR	PD	Int.	Sacks
2001	12-0	10	12	22	4-9	0	0-0	0	0-0	0-0
2002	13-0	12	14	26	2-6	1	0-0	0	0-0	0-0
2003	12-10	45	39	84	3-3	1	1-0	1	0-0	0-0
2004	11-1	15	24	39	1.5-4	0	0-0	0	0-0	0-0
Totals	48-11	82	89	161	10.5-22	2	1-0	1	0-0	0-0


21 Derrick Johnson

CB ... 6-0 ... 190

4 Letters

Riverside, CA

Notre Dame High School



Washington: Solid cover corner who started in 36 of the 47 games he played as a Husky ... set UW record in 2003 by recording an interception in four consecutive games ... finished seventh on UW's career list with 11 interceptions ... missed the entire 2001 season due to a serious foot injury ... was an effective punt and kickoff returner during the first half of his career ... drafted by San Francisco in the sixth round of the 2005 NFL Draft. ... majored in law, society and justice. **2004:** A team captain as a senior ... honorable mention All-Pac-10 selection ... played in 10 games, missing the San Jose State contest due to a pulled groin ... finished the season with 51 tackles ... credited for breaking up four pass attempts ... had a career high with 14 tackles against UCLA ... had seven tackles, including two for loss and a sack against Oregon State ... four tackles vs. Fresno ... three stops at Notre Dame ... five stops at Stanford, but pulled a groin in the second half ... four tackles at USC ... five tackles and a forced fumble vs. Arizona ... four tackles vs. Cal ... ranked as the No. 11 cornerback in the nation in the Sporting News season preview as well as being named to the preseason Pac-10 first team and hailed as the fastest defensive back in the conference ... Street & Smith's magazine named him a preseason All-American Honorable Mention ... ranked in the top-20 cornerbacks in Lindy's season preview and named a first team All-Pac-10 DB. **2003:** Started 27 games during his UW career ... All-American candidate at cornerback ... a second-team All-Pac-10 selection last year ... started every game except for the Stanford contest, in which he came off the bench to earn the defensive 12th Man of the game award ... had 10 interceptions in his last 15 games ... enters his senior season with a total of 11 career interceptions ... that ties for sixth on UW's career interception list ... was ranked 14th nationally and third in the Pac-10 in 2003 with .50 interceptions per game ... longest return after

a pick-off was for 36 yards against Stanford for a touchdown... killed a Washington State drive with a 24-yard interception return ... led the team by breaking up seven passes attempts ... had 41 total tackles during the season ... top tackling day came against USC where he made eight stops ... can be used as a kickoff returner ... had four returns last season ... a three-year letterwinner ... named the 2003 Defensive MVP at team banquet. **2002:** Started all 13 games at cornerback after missing the 2001 season with a foot injury ... earned second-team All-Pac-10 acclaim after totaling five interceptions and 10 pass breakups ... tied for second in Pac-10 with his interception total ... ranked fifth in the Pac-10 for passes defended with 15 (10 PD/5 INT) ... exploded over the regular season's last three games, making four interceptions and twice earning Pac-10 Defensive Player of the Week honors ... grabbed two interceptions in Huskies' 41-29 win over Oregon State ... returned one interception for a 42-yard touchdown, one of two interception returns for touchdowns by Huskies in the game ... earned first of two consecutive Pac-10 Defensive Player of the Week honors for efforts against the Beavers ... the following week, intercepted two passes against Oregon to cue the Huskies' 42-14 romp and earn second Pac-10 weekly honor ... fourth on the team in total tackles with 56, including one-and-a-half tackles for-loss ... had season-high seven tackles in Sun Bowl against Purdue ... notched first-career forced fumble against USC ... part of a Husky pass defense that allowed an average of just 210 yards passing over its last five regular-season games, including nine interceptions and just six touchdowns ... named a coaches' defensive player of the game after wins over Wyoming, Oregon State and Oregon ... named a KJR 950-AM Defensive MVP and KING-TV Most Improved Player at the postseason awards banquet. **2001:** Redshirted the entire 2001 season after suffering a foot injury during spring practice ... enters fall as a likely starter at cornerback and kick returner on special teams. **2000:** Selected a second-team Freshman All-American by The Sporting News ... earned Rivals.com first-team Freshman All-American honors as a kick returner ... a first-team All-Pac-10 selection at kick returner by the Tacoma News-Tribune ... appeared in every game, starting at cornerback against Arizona State, Cal, and Washington State ... third among Husky freshmen with 19 tackles, 16 unassisted ... one of five true freshmen to appear in every game ... led the Pac-10, and ranked 21st in the nation in kick returns with a 24.2-yard average ... was the most prolific true-freshman kick returner in Husky football history ... cracked Washington's all-time top-10 single-season lists in total kick returns, total kick return yards, and kick return average ... 24.2-yard average per return is fifth-best single-season mark all-time at UW ... 23 total kick returns ties Scott Phillips (1973) for second all-time in the Husky record book ... 557 total kick return yards is the fifth-highest single-season total by a Husky ... averaged 25.0 yards on two kick returns in Huskies' 34-24 Rose Bowl win over Purdue ... had four returns for 121 yards against Oregon State, earning weekly special teams MVP honors ... had a season-long 56-yard kick return vs. Cal to set up a Husky field goal ... was tied for second-longest kick return in the Pac-10 in 2000 ... scored first-career touchdown on a 22-yard reverse against Idaho, becoming the first true freshman to score in a season-opener for Washington since 1982 ... made first-career fumble recovery at Arizona State ... one of four recipients of KOMO Newstalk 1000's Most Outstanding Special Teams Player award.

High School and Personal: Born Feb. 9, 1982 ... mother's name is Janet Steen ... played for coach Hal Pfeiffer at Notre Dame High School ... amassed 1,990 yards rushing, 39 TDs, and 586 yards receiving in 1999 ... was the DeAnaza league most valuable player ... an all-CIF, all-county and Small Schools all-state selection ... a member of the Tacoma News-Tribune's "Western 100" ... a PrepStar All-Region pick at running back ... ranked by PrepStar as the number nine running back in the West Region ... ranked 37th in SuperPrep's California/Hawaii/Nevada 152 ... also competed for Notre Dame's track program.

Defensive Statistics

Year	G-S	Solo	Asst.	Tot.	Loss	FC	FR	PD	Int.	Sacks
2000	12-3	19	4	23	1-2	0	1-0	1	0-0	0-0
2001	Did not play — injury redshirt									
2002	13-13	35	21	56	1.5-3	1	0-0	10	5-56	0-0
2003	12-11	27	14	41	0.5-1	0	1-0	7	6-62	0-0
2004	10-9	33	18	51	1.5-8	2	0-0	4	0-0	1-7
Totals	47-36	114	57	171	4.5-14	3	1-0	22	11-118	1-7

Kickoff Returns

Year	G-S	No.	Yds.	Avg.	TD	LG
2000	12-3	25	607	24.3	0	56
2003	12-11	4	72	18.0	0	29

DAWGS

Totals	37-27	29	679	23.4	0	56
--------	-------	----	-----	------	---	----

Punt Returns

Year	G-S	No.	Yds.	Avg.	TD	LG
2000	12-3	13	40	3.1	0	12

Kick Return Career Highs

Kickoff Returns: 4 vs. Oregon State, 2000; vs. California, 2000

Kickoff Return Yards: 121 vs. Oregon State, 2000

Longest Kickoff Return: 56 yards vs. California, 2000

Punt Returns: 4 at Colorado, 2000

Punt Return Yards: 27 at Colorado, 2000

Longest Punt Return: 12 yards at Colorado, 2000

82 Jon Lyon


TE ... 6-6 ... 260

2 Letters

Carmel, CA

Carmel High School

Saddleback Community College



Washington: A junior college transfer who lettered at Washington twice ... good athlete with solid pass catching skills ... a sociology major. **2004:** Appeared in eight games and started the first five contests of the season ... had six receptions for 62 yards ... equaled career high with four catches at Stanford ... one of three tight ends who caught a pass during the season ... one of 26 players named to the preseason John Mackey Award Watch List honoring the nation's top tight end ... was the top returning receiver among the Husky tight ends. **2003:** Played in all 12 games last season ... started against Oregon and California ... had 17 receptions for 231 yards during his inaugural season at Washington ... that ranked third overall on the team ... averaged 13.6 yards per reception ... long catch was a 34 yarder against Nevada ... most receptions came against California (four) ... top yardage game was against Nevada (62) ... his three catch 41 yard performance against Stanford earned him offensive 12th Man of the game award ... had at least one catch in nine of the last 10 games of the season ... earned his first letter in 2003 ... presented the Husky Fever 12th Man Award for an Offensive Player at the 2003 team banquet.

Personal Information: Born Sept. 19, 1981 ... parent are Peter and Shelly ... played tight end at Saddleback Community College in Mission Viejo, Calif. ... enrolled at UW in January of 2003 ... helped the Gauchos to a 9-2 record last season, including a 35-28 overtime victory against Cerritos in the Strawberry Bowl ... a second-team All-America pick by J.C. Grid-Wire Magazine ... caught 29 passes for 464 yards and three touchdowns during the season ... first-team all-conference selection in the Mission Football Conference ... named to JCFootball.com's preseason All-American team ... as a freshman, he appeared in three games but did not have any receptions as Saddleback posted a 7-4 record and appeared in the Western State Bowl where the Gauchos lost to the College of Canyons ... an all-league pick in both football and baseball at Carmel High School ... coached at Saddleback by Mark McElroy ... majored in sociology.

Year	G-S	Rec.	Yds.	Avg.	TD	LG
2003	12-2	17	231	13.6	0	34
2004	8-5	6	62	10.3	0	17
Totals	20-7	23	293	14.7	0	34

Career Highs

Receptions: 4 at California, 2003 & at Stanford, 2004

Reception Yards: 62 vs. Nevada, 2003

Longest Reception: 34 vs. Nevada, 2003

32 Mike McEvoy


ILB ... 6-1 ... 215 2 Letters Bellingham, WA Sehome High School



Washington: Earned two letters as a walkon ... a linebacker who saw extensive action on Washington's special teams. **2004:** Appeared in six games, including the final three games of his senior season ... did not have any tackles during the season. **2003:** Saw first game action in season-opener at Ohio State ... made Husky Stadium debut the following week against Indiana ... also appeared in UW's 42-10 win over Oregon. **2002:** Was a significant scout-squad player ... did not see any game action. **2001:** Walked on in the fall of 2001 ... earned Defensive Scout of the Week honors for practice play preceding UW's 27-24 win over USC ... did not make any game appearances.

High School and Personal: Born Aug. 17, 1982 ... parents are Tim and Marcia ... as a senior, earned first-team all-league honors on both sides of the ball, and was the Wesco 4A Defensive MVP ... majored in construction management.

26 Jimmy Newell FS ... 6-1 ... 195 4 Letters Port Orchard, WA South Kitsap High School



Washington: Reliable field general for the Husky secondary ... earned multiple All-Academic awards during his career ... played both free safety and strong safety ... appeared in 46 games during his career and drew the starting assignment 18 times ... finished with 156 tackles and three interceptions.


2004: Appeared in all 11 games and started the first two games of the season against Fresno State and UCLA ... played strong safety as a senior ... was 10th on the defense with 29 tackles ... had five tackles vs. UCLA in top outing of the season ... forced a fumble against Washington State ... named to the Pac-10's All-Academic first-team for the second straight year ... presented the team's Academic Excellence Award at the annual football banquet. **2003:** Second on the team with three interceptions ... one of three returning UW players who started all 12 games in 2003 ... along with Tim Galloway is Washington's leading returning tackler ... tied with Galloway for second on the team in 2003 with 84 tackles ... ranked 15th in the Pac-10 in total tackles ... broke up five tackles to tie for second on the team ... managed 4.5 tackles for loss and one sack ... top tackling game was 11 versus Nevada ... had six or more tackles in nine games ... named co-Defensive Player of the Game after his performance vs. Stanford and again vs. Oregon State ... a three-time letterwinner ... first-team Pac-10 All-Academic pick ... a second-team selection to the 2003 Region VIII Academic All-American squad ... presented the 101 Club Academic Achievement Award for at the 2003 team banquet. **2002:** Struggled with several injuries through the year, but still managed to start four games at free safety ... an honorable mention Academic All-Pac-10 selection ... had a severe dislocation of two fingers suffered on the second play of the season at Michigan ... started to play again in the Idaho game and returned to the starting spot at USC ... also started vs. ASU and UCLA ... missed the season's final four games due to a knee injury ... had a high of seven tackles in the ASU game and had six vs. Arizona and USC ... named a coaches' defensive player of the game after win over Arizona. **2001:** Awarded a medical redshirt after re-aggravating a shoulder injury suffered late in 2000 ... had surgery on the shoulder in April of 2001, but returned to play in three games before being sidelined again following the Huskies' 31-28 victory at Cal ... made four tackles in season-opening 21-18 win over No. 11 Michigan ... made two tackles the following week in 53-3 rout of Idaho ... appeared briefly in the game at Cal before sitting out the rest of the season. **2000:** One of a stellar group of five freshmen to see considerable playing time in the secondary ... made 10 tackles and forced first-career fumble ... played in every game at free safety ... part of a terrific Husky secondary that ranked second in the Pac-10 in pass defense, giving up just 207.9 yards per game ... forced a fourth-quarter fumble by Stanford's Kerry Carter to set up what turned out to be a crucial Husky touchdown ... had best game tackling against Stanford, finishing fourth on the team with five

... made one tackle in Rose Bowl.

High School and Personal: Born June 17, 1981 ... parents are Lorie and Jim ... has an older sister, Kerri ... played for coach D.J. Sigurdson at South Kitsap High School ... amassed 60 tackles, five interceptions, and three sacks as a senior ... started at quarterback and defensive back for 10-1 South Kitsap in 1999 ... a first-team All-Narrows League Bridge Division choice at defensive back ... named to the Seattle Post-Intelligencer's "Elite 11" ... received two votes in Long Beach Press Telegram's "Best in the West" team ... an honorable mention choice to the Tacoma News-Tribune's "Northwest Nuggets" ... 16th-ranked cornerback in the nation according to Rivals.com ... a 1999 PrepStar All-American, ranked the number five DB in the Western Region ... listed No. 11 in SuperPrep's Northwest 47 ... a member of Prep Football Report's All-West team ... also a first team all-league outfielder at South Kitsap ... batted .458 with 15 stolen bases in 1998 ... majored in finance and economics.

Year	G-S	Solo	Asst.	Tot.	Loss	FC	FR	PD	Int.	Sacks
2000	12-0	8	3	11	0-0	1	0-0	0	0-0	0-0
2001	3-0	3	3	6	0-0	0	0-0	0	0-0	0-0
2002	8-4	13	13	26	1-3	0	0-0	1	0-0	0-0
2003	12-12	46	38	84	4.5-16	0	1-0	5	3-1	1-4
2004	11-2	16	13	29	0-0	1	0-0	0	0-0	0-0
Totals	46-18	86	70	156	5.5-19	2	1-0	6	3-1	1-4

40 Eric Roy SS ... 6-0 ... 205 3 Letters Silverdale, WA Central Kitsap High School



Washington: Walkon defensive back ... appeared in 20 games between 2002 and 2004 ... saw significant time on special teams ... a three-time letterwinner, primarily for play on special teams. **2004:** Made appearances in the first three games of the season ... did not record any tackles ... played on UW special teams. **2003:** Played in all 12 games ... made two tackles ... had stops in games against Idaho and Stanford ... one of six walkons on the roster who have earned a letter. **2002:** Made the most of limited playing time, with four tackles in five games ... credited with a pair of tackles on special teams at No. 3 Washington State ... was honored as co-Special Teams Player of the Week for performance against the Cougars ... also made tackles against UCLA and Oregon. **2001:** Walked on to the UW squad following the season-opener vs. Michigan ... did not see any game action.

High School and Personal: Born Mar. 9, 1983, in Helena, Mont. ... parents are Beth and Don ... brother, Brian, was a fullback at Western Washington ... earned three letters as a running back and linebacker at Central Kitsap High School ... played for coach Mark Keel ... as a senior, set school records with over 1,800 yards rushing and 17 touchdowns ... record season included a 290-yard, four touchdown performance against Olympic ... rushed for 910 yards and 12 TDs his junior season ... was honored in 2000 with first-team All-Narrows League honors, as well as all-state and Team MVP accolades ... was a second-team all-league honoree in 1999 ... also lettered in basketball, track and soccer ... ran a leg of Central Kitsap's state champion 4x100-meter relay squad in 2001, and was an all-league performer in the 100-, 200-, 400- and 4x100-meter events ... majored in economics.

Year	G-S	Solo	Asst.	Tot.	Loss	FC	FR	PD	Int.	Sacks
2002	5-0	4	0	4	0-0	0	0-0	0	0-0	0-0
2003	12-0	2	0	2	0-0	0	0-0	0	0-0	0-0
2004	3-0	0	0	0	0-0	0	0-0	0	0-0	0-0
Totals	20-0	6	0	6	0-0	0	0-0	0	0-0	0-0

5 Zach Tuiasosopo FB ... 6-2 ... 250

4 Letters

Woodinville, WA

Woodinville High School



Washington: A four-time letterwinner ... played his final two seasons at fullback after starting his UW career at outside linebacker ... excellent blocker and ball carrier in short-yardage situations ... also a reliable receiver who lined up at times as an outside receiver ... cousin of Husky LB Trenton Tuiaosopo ... signed a free agent contract with the Pittsburgh Steelers following the 2005 NFL Draft.

2004: Presented the team's Guy Flaherty Award winner as its most inspirational player ... voted as a team captain for the 2004 season ... suffered a broken leg against Notre Dame and missed the final eight games of the year ... was able to have non-contact practice the week leading up to the season finale vs. Washington State ... had a great outing vs. Fresno State to start the season ... ran twice for 51 yards and caught five balls for 47 ... receptions and receiving yardage were career highs ... had a 50-yard run against Fresno State, the second longest of the season by any Husky ... only one carry vs. UCLA ... picked as the nation's No. 1 fullback in the Sporting News college football preview, a member of the preseason All-Pac-10 first team and billed as the "best blocking back" in the conference ... a preseason All-American honorable mention at running back according to Street & Smith's magazine.

2003: Honorable mention All-Pac-10 selection in 2003 ... played in 11 games and started eight times ... has started 18 times during his career ... rushed for 87 yards on 29 carries ... scored two touchdowns ... had 11 receptions for 132 yards ... rushed for season-high 17 yards in games vs. Indiana and Nevada ... caught a pair of passes for 43 yards vs. Indiana ... scored the first touchdown of his career against Idaho ... had three catches in season finale vs. Washington State ... presented the KING-TV Most Improved Offensive Player Award and the Chuck Niemi Big Hit Award at 2003 team banquet ... earned the "Big Hit" of the Week award for the Oregon game.

2002: Appeared in all 13 games in 2002 and started five times ... moved to offense after having played outside linebacker in 2001 ... finished the season with 36 yards on 15 carries and 50 yards on six receptions ... had easily his most prolific rushing day at ASU, when he ran for 18 yards on five carries ... lost only one yard all season ... his six receptions came in six different games ... long catch was a 19-yarder at Washington State.

2001: Backed up both outside linebacker positions ... made first-career start in Huskies' win over USC while junior Kai Ellis rehabilitated an injury to his knees ... had a career-best nine tackles in the game, including one for loss ... started four consecutive games before Ellis returned to the lineup at Arizona State ... ranked sixth on the team with 41 tackles and three tackles for loss ... also added a sack and two forced fumbles ... part of a Husky defense that did not allow a rushing touchdown until the team's fifth game of the season ... was twice honored as coaches' special teams MVP, for performances in punt and kickoff coverage against Arizona State and Washington State ... had six tackles against the Sun Devils ... turned the tide against Washington State with a forced fumble on a kickoff return just before the half, leading to a Husky field goal ... had two tackles for loss and first-career sack in Huskies' 31-28 come-from behind win against Arizona ... credited with four tackles and forced fumble in 42-28 win over 10th-ranked Stanford ... notched three tackles, including one for-loss, in Holiday Bowl loss to Texas ... younger brother of former Husky quarterback and current Oakland Raiders backup Marques Tuiaosopo.

2000: Redshirted the season ... was the Huskies' most-decorated defensive scout team player, twice earning Defensive Scout of the Week honors ... received the honor for the weeks prior to the Huskies' wins over Colorado and California ... was the only defensive scout to earn the honor twice in 2000.

High School and Personal: Born Dec. 19, 1981 ... parents are Tina and Manu ... played for coach Terry Agnew at Woodinville High School ... rushed for 1,055 yards, and recorded 44 total tackles and seven sacks in 1999 ... recorded 16 career sacks ... named to the Seattle Times' All-State team at defensive end ... named to the Tacoma News-Tribune's "Western 100" team ... named to the Tacoma News-Tribune's "Northwest Nuggets" team ... earned first-team honors with seven votes in Long Beach Press Telegram's "Best in the West" poll ... a member of the Seattle Post-Intelligencer's "Elite 11" squad ... honorable mention selection to Orange County Register's "Fab 15" team ... two-time Woodinville HS Defensive Player of the Year ... as a junior in 1998, was an All-Eastside selection at defensive end, and an all-KingCo selection at tight end and defensive end ... selected to the Eastside Journal's All-Eastside team at defensive tackle ... a 1999 KingCo 3A first-team selection at running back and defensive end, and an honorable mention selection at punter ... PrepStar All-American at linebacker ... ranked #36

DAWGS

among USA prep linebackers by Rivals.com ... a Rivals.com Pacific West Top 60 selection ... ranked number six in the northwest by SuperPrep ... PrepStar's 12th-rated linebacker in the Western Region ... a member of Prep Football Report's All-West team ... also excelled in baseball at Woodinville ... was named to the all-tournament team at the 1998 16-and-under AAU National Championships ... batted .400 in KingCo conference in 1998 ... majored in history.

Rushing

Year	G-S	TC	Yds.	Lost	Net	Avg.	TD	LG
2002	13-5	15	35	1	34	2.3	0	7
2003	11-8	29	88	1	87	3.0	2	13
2004	3-2	5	62	0	62	12.4	0	50
Totals	27-15	49	185	2	183	3.7	2	13

Receiving

Year	G-S	Rec.	Yds.	Avg.	TD	LG
2002	13-5	6	50	8.3	0	19
2003	11-8	11	132	12.0	0	35
2004	3-2	5	47	9.4	0	23
Totals	27-15	22	229	10.4	0	35

Defensive Statistics

Year	G-S	Solo	Asst.	Tot.	Loss	FC	FR	PD	Int.	Sacks
2001	11-4	22	19	41	3-10	2	0-0	1	0-0	1-6

Career Highs

Rushing Attempts: 5 at Arizona State, 2002

Rushing Yards: 51 at Fresno State, 2004

Longest Rush: 50 at Fresno State, 2004

Touchdowns: 1 vs. Idaho, 2003 & at California, 2003

Receptions: 5 at Fresno State, 2004

Reception Yards: 47 at Fresno State, 2004

Long Reception: 35 yards vs. Indiana, 2003